

Low-speed Engines 2023

WINGD



Contents

2	WinGD	52	Engine Definitions and Notes
4	Fuel Flexibility	54	WinGD Technologies
8	WinGD's ecosystem of solutions	54	X-DF Technology
10	From Sulzer to WinGD: A History of Engine Development	56	X-DF2.0 Technology
12	Merchant Ship Applications	58	WiCE (WinGD Integrated Control Electronics)
18	WinGD Low-speed Engines	59	EEDI and EEXI
22	New Engine Designation	60	IMO Tier III Solutions
23	X-DF Engines	61	Cylinder Lubrication
42	X-Engines	63	Steam Production Control
51	General Technical Data Application	64	Sustainable Hybrid Energy Solutions

68 WinGD Service & Support

68	WinGD Customer Support
70	WiDE (WinGD integrated Digital Expert)
74	Training@WinGD
78	Contacts
82	WinGD Global Service Partner
87	Engine Builder Service Contacts

All data provided in this booklet is for information purposes only, explicitly non-binding and subject to change without notice. The General Technical Data (GTD) program provides up-to-date information on WinGD low-speed engines.

When referring to specific engines, the data may be subject to changes. These will be assessed individually according to the particular characteristics of each project.



WinGD

Powering the transition to a sustainable future

The energy transition underway in shipping has cast a spotlight onto marine engine technology and the R&D behind it. The scope of energy management now extends well beyond the engine, comprising a holistic system that enhances energy efficiency and enables a seamless transition to new fuels. What shipowners need today is an energy ecosystem with the main engine at the heart of a smart, integrated solution.

This is where WinGD excels, blending over a century of marine propulsion expertise with built-in fuel flexibility, robust engine control and monitoring, and energy optimisation and hybridisation.

The outcome is the continued evolution of our core engine technology, providing solutions that give shipowners confidence that they can meet long-range environmental targets with energy systems they can order today.

A decarbonised future requires action and choice.

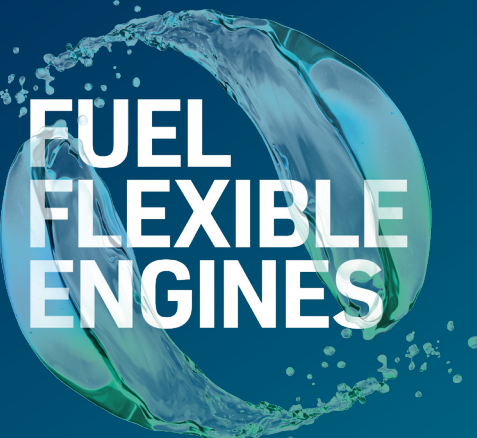
Choose today with confidence.

The global demand for zero-carbon fuels means that shipping is competing with other global industries for tomorrow's clean fuels. The reality is that a growing infrastructure is required to support multiple fuels to ensure that real and reliable options exist for shipowners. WinGD's engine technology provides the flexibility needed to embrace a multi-fuel future.

Today's innovation requires collaborations and partnerships to solve the complex innovation challenges that are shaping the future of our industry and our global climate.

Attracting and connecting the very best minds to work together towards this shared responsibility is the key to achieving decarbonisation targets by 2050.

WinGD has committed a significant investment in future-fuel research, testing and collaborations with shipowners, fuel suppliers, research institutes and global coalitions. Together with its partners and customers, WinGD is driving the change towards a sustainable future.



FUEL FLEXIBLE ENGINES

A low-speed engine platform offering full flexibility across alternative fuels, based on engines with proven operation.

For shipowners facing uncertainty over fuel choices to reduce emissions, selecting a WinGD engine offers planning confidence. Whichever available fuels are chosen, the engine will be able to burn it - and engines in service today can be retrofitted for emerging fuels.

WinGD's development pathway for the two leading alternative fuel candidates, ammonia and methanol, is built around the robust platform that already enables its existing engines to run on a wide variety of alternative

fuels. These include biodiesel for X-Engines and liquified biogas or synthetic gas for X-DF engines.

All X-Engines and X-DF engines can be retrofitted to run on alternative fuels such as methanol and ammonia.

Until carbon-neutral ammonia and methanol are available at scale, existing WinGD engine users can reduce carbon intensity by using these biomass-derived or synthetic fuels. These can be used either as drop-in fuels or to replace diesel or LNG fully. No adaptation of engine or fuel storage and supply systems is required.

WinGD's methanol-fuelled engines, X-DF-M, will be available for newbuild vessels from 2024, followed by ammonia-fuelled X-DF-A engines in 2025. The new engines will run on the high-pressure Diesel cycle, with the high efficiency and reliability of WinGD's X92-B engine providing the ideal, well-proven base design on which to build new fuel capability.

Following their launch, retrofit packages will be available for all engines currently in service. The base structure of current engines is designed for more challenging fuel properties and requirements, including high firing pressures, and can be left unchanged, with the retrofit focusing on fuel-specific systems and components.

With considerable emissions reductions possible using alternative fuels today, and a development programme to deliver methanol and ammonia capability for new and existing vessels, shipowners can be confident in their investment's compatibility with a decarbonised future.

X-DF^A
by WinGD

X-DF^M
by WinGD

Air pollution

As well as supporting shipowners in decarbonising their assets, WinGD engines offer best-in-class air pollution control. Using LNG with X-DF engines, vessels meet IMO's Tier III NO_x limits in gas mode – and in both gas and diesel modes with X-DF2.0 – with sulphur emissions well below both the 0.50% m/m global sulphur cap and the 0.1% m/m limit in Emission Control Areas.

Diesel-fuelled X-Engines meet Tier III NO_x limits using a range of selective catalytic reduction options, including an integrated on-engine design. Sulphur compliance is achieved through the use of compliant very low or ultra-low sulphur fuel oils. With appropriate cylinder lubrication, WinGD's engine design and tribology concept is well suited to these fuels.

Emerging alternative fuels that are low in sulphur and NO_x emissions can be controlled using engine tunings and/or existing abatement technologies.

These fuels, in particular ammonia, have different emissions profiles and engines using them will be introduced with appropriate solutions.

Hydrocarbon fuels of non-petroleum origin such as bio-fuels can be used as a drop-in fuel in X as well as X-DF engines provided they fit into one of the grades of ISO 8217, comply with WinGD fuel specifications and fulfil Marpol Annex VI – Regulation 18 requirements.

Research and testing

As engine designers, WinGD's expertise lies in technology innovation. As well as developing engines for new fuels and technologies to reduce air pollution, WinGD continuously seeks to improve both the efficiency and lifecycle costs of its engines.

To advance these concepts, WinGD has made considerable investments in expanding its research and development test facilities.

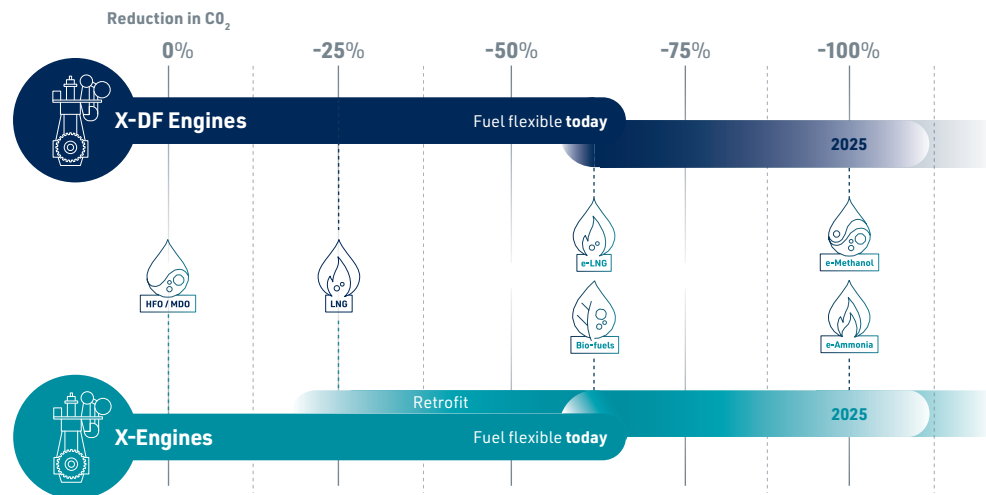


These include the Engine Research and Innovation Centre in Winterthur and the Global Test Centre in Shanghai.

To learn more about WinGD's research and testing capabilities scan or click the QR code:



Decarbonisation roadmap



More than an engine.

WinGD's ecosystem of solutions

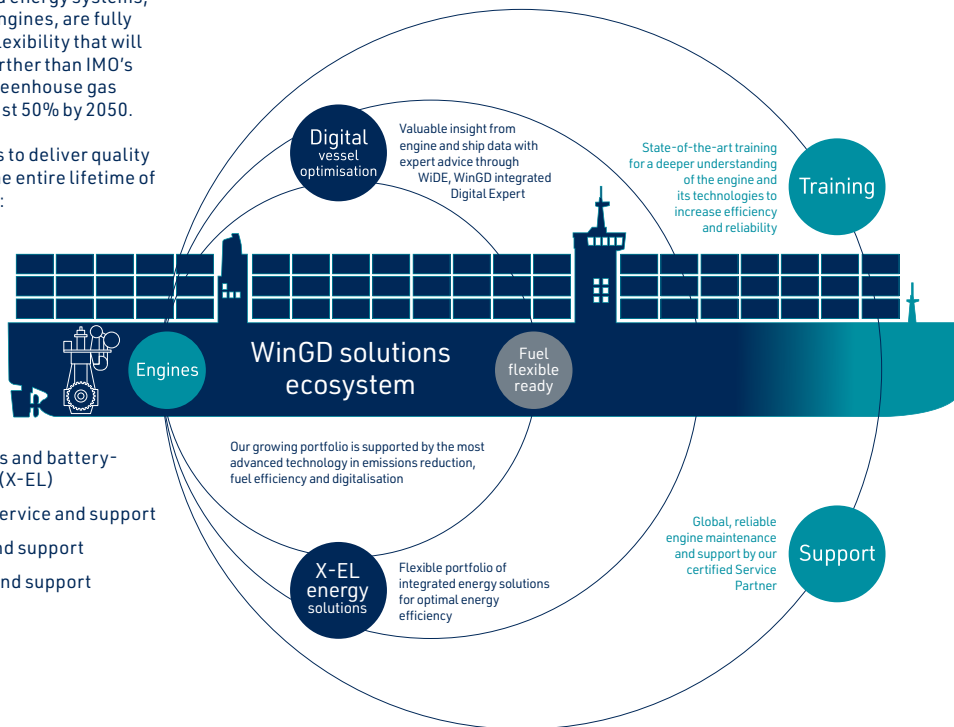
As maritime propulsion experts, WinGD has developed a future-ready ecosystem of solutions that enhances energy efficiency and enables a seamless transition to new fuels – the two keys to reducing greenhouse gas (GHG) emissions in line with International Maritime Organization ambitions.

The WinGD solutions include digital vessel optimisation and battery-hybrid energy systems to improve the energy efficiency and future fuel flexibility of its two-stroke engines. Vessels today are complex power systems with the main engine at the heart of an integrated solution.

WinGD engines and energy systems, including WinGD engines, are fully ready for the fuel flexibility that will take ships much further than IMO's target of cutting greenhouse gas emissions by at least 50% by 2050.

WinGD's promise is to deliver quality solutions across the entire lifetime of the vessel through:

- Engine design
- Reliable performance
- Reduced emissions
- Digital optimisation (WiDE)
- Shaft generators and battery-hybrid systems (X-EL)
- 24x7 warranty service and support
- Crew training and support
- Vessel service and support



From Sulzer to WinGD. A History of Engine Development

WinGD's engine design history dates back to the late 1800s. That history bore witness to remarkable progress and growth. But the challenge the industry faces today is the most significant to date. It is a change that spans industry and expertise, connecting the globe in the fight against climate change.

WinGD originated from the diesel engine business of Sulzer Corporation in Winterthur, established in 1834 when the Sulzer Brothers signed an agreement with Rudolf Diesel for his new engine technology. On June 10th, 1898, the very first diesel engine was started in Winterthur, Switzerland, where WinGD is still headquartered today.

Powering merchant shipping for over a century

Manufacturing continued in Winterthur for nearly a century under the Sulzer name. In 1986, the last diesel engine left the Winterthur facility as engine manufacturing centres moved as close to ship construction facilities as possible. While the engine innovation research and design remains in Switzerland to this day, WinGD has expanded to a global operation with subsidiaries in the key shipbuilding hubs throughout the world.

Going forward to November 1990, Sulzer established its Diesel Engine & Diesel Power Plant Division as a separate company, New Sulzer Diesel Ltd.

WinGD is powering the transformation to a sustainable future.

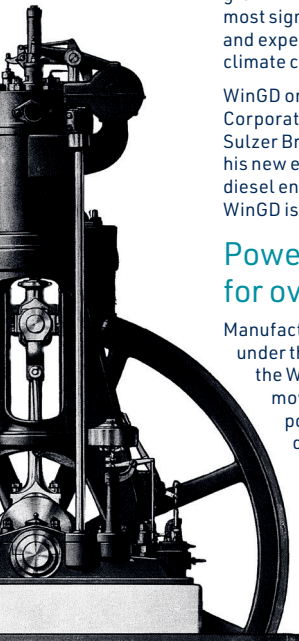
Towards the end of the 20th century a merger with Wärtsilä Diesel Oy created Wärtsilä New Sulzer Diesel Corporation which later became Wärtsilä Corporation. The Swiss company, Wärtsilä Switzerland Ltd., responsible for the low-speed, two-stroke engine within Wärtsilä, later merged with China State Shipbuilding Corporation (CSSC) in early 2015 forming Winterthur Gas & Diesel Ltd. (WinGD). In 2016, Wärtsilä Corporation transferred its remaining shares of WinGD to CSSC making WinGD 100% owned by CSSC.

From designing the first reversing two-stroke marine engine in 1905 to the world's biggest dual-fuel low-speed engines in 2020, WinGD has

continued to innovate with the aim of making shipping more efficient. Along the way it has pioneered turbocharging on two-stroke engines (in 1946) and the first electronically controlled low-speed engine with common-rail injection, in 1998.

Fuel flexibility is not a new concept for WinGD, which introduced the first low-speed gas engines for ships in 1972. Our modern X-DF dual-fuel platform has been in service since 2016 and boasts the best overall emissions footprint available today.

Today WinGD is advancing the decarbonisation of marine transportation through sustainable energy systems using the most advanced technologies in emissions reduction, fuel efficiency, hybridisation and digital optimisation. With its two-stroke low-speed engines at the heart of the power equation, WinGD is powering the transformation to a sustainable future.



Merchant Ship Applications

WinGD's growing engine portfolio provides simple solutions to reduce emissions, fuel consumption and operating costs, improve safety and give shipowners and operators peace of mind.

WinGD offers fuel flexible, low-speed, dual-fuel X-DF engines and X-Engines. Supported by the most advanced technology in emissions reduction, automation and control, digitalisation and fuel efficiency, these engines provide simple, safe and flexible propulsion solutions.

The tables shown in the following pages provide an engine selection for a variety of vessel types.

Final engine choice is dependent on ship specification, investment and operating cost evaluation and preferred engine configuration.

For more information, download our Vessel Type Brochure at: <https://www.wingd.com/en/news-media/our-brochures/>



Tanker

TANKER TYPE

WINGD LOW-SPEED ENGINES

	X35	X40	X52 X52-S	X62 X62-S	X72	X82
Small tanker	•	•				
Handysize tanker	•	•	•			
Panamax tanker				•		
Aframax tanker				•	•	
Suezmax tanker					•	
VLCC						•

X-DF portfolio engines are available as an alternative to X-Engines
WinGD offers **integrated in-line shaft generator solutions** for tankers



Name: Eneos Arrow
Vessel type: VLCC
(311,000dwt Crude oil tanker)
Shipowner: JX Ocean
Shipyard: Japan Marine United,
Ariake, Japan

Delivery: 2017
Main engine: 7X82

Container Vessel

CONTAINER VESSEL TYPE	WINGD LOW-SPEED ENGINES					
	X35	X40	X52 X52-S	X62 X62-S	X72	X82 X92
< 700 TEU	•					
700 – 1,100 TEU		•				
1,100 – 1,400 TEU			•			
1,400 – 2,500 TEU				•		
2,500 – 4,500 TEU					•	
4,500 – 11,000 TEU						•
> 11000 TEU						•

X-DF portfolio engines are available as an alternative to X-Engines

WinGD offers **integrated in-line shaft generator solutions** for container vessels



Name: Jacques Saade
Vessel type: 23,000 TEU Container vessel
Shipowner: CMA CGM S.A.

Shipyard: Hudong-Zhonghua
 Shipbuilding (Group) Co., Ltd.
 China
Delivery: 2020
Main engine: 12X92DF

Bulk Carrier

BULK CARRIER TYPE	WINGD LOW-SPEED ENGINES					
	X35	X40	X52 X52-S	X62 X62-S	X72	X82
Handysize bulkers	•	•				
Handymax bulkers			•			
Ultramax bulkers			•			
Kamsarmax bulkers				•		
Panamax bulkers				•		
Capesize bulkers					•	
VLOC						•

X-DF portfolio engines are available as an alternative to X-Engines

WinGD offers **integrated in-line shaft generator solutions** for bulk carriers



Name: Algoma Equinox
Vessel type: 39,400 dwt Bulk carrier
Shipowner: Algoma Central Corp, Canada
Shipyard: Nantong Mingde Heavy
 Industries, China

Delivery: 2013
Main engine: 5RT-flex50

Multipurpose Vessel

VESSEL TYPE	WINGD LOW-SPEED ENGINES			
	X35	X40	X52 X52-S	X62 X62-S
Small	•	•		
< 30,000 dwt			•	
> 30,000 dwt				•

X-DF portfolio engines are available as an alternative to X-Engines

WinGD offers **integrated in-line shaft generator solutions** for multipurpose vessels



Name: Shansi
Vessel type: 25,486 GT Multipurpose
Shipowner: Swire Shipping Pte. Ltd., Singapore
Shipyard: Zhejiang Ouhua Shipyard, China

Delivery: 2013
Main engine: 6RT-flex50

Gas Carriers

LNG CARRIER TYPE	WINGD LOW-SPEED ENGINES			
	X40DF	X52DF	X62DF	X72DF
<15,000	•			
15,000 – 30,000 m ³		•		
30,000 – 60,000 m ³			•	
60,000 – 170,000 m ³				•
170,000 – 250,000 m ³			• twin-engine	• twin-engine

LPG CARRIER TYPE	WINGD LOW-SPEED ENGINES				
	X35	X40	X52	X62	X72
10,000 – 30,000 m ³	•	•	•		
> 30,000 m ³				•	
> 60,000 m ³					•

X-DF portfolio engines are available as an alternative to X-Engines

WinGD offers **integrated in-line shaft generator solutions** for gas carriers



Name: SK AUDACE
Vessel type: 180,000 CBM LNG Carrier
Shipowner: SK Shipping Co, Ltd., South Korea

Shipyard: Samsung Heavy Industries Co, Ltd., South Korea
Delivery: July, 2017
Main engine: Twin 6X62DF

WinGD Low-speed Engines

Power range for WinGD Low-speed Engines



WinGD low-speed engines are the optimal propulsion solution for merchant vessels with directly driven propellers. WinGD's well-proven electronically-controlled common-rail technology plays a key role in enabling shipowners to reduce fuel and lubricant costs.

The benefits to shipowners and operators are:

- Optimal power and speed for all ship types and sizes
- Lowest possible fuel and cylinder lube oil consumption over the whole operating range, especially in part load
- Different tunings to suit particular sailing profiles
- Specific tuning to increase the exhaust gas temperature for increased steam production (when required)
- The engines can be operated with residual marine fuels, distillate fuels DMA, DMB and DMZ and liquefied natural gas (LNG)
- Full compliance with IMO NO_x and SO_x regulations
- High reliability and durability
- Up to five years between overhauls
- Reduced maintenance requirements resulting in low operational costs
- Competitive capital cost

The following WinGD engines are also available on request:

RT-flex50DF

4,775–11,520 kW/99–124 rpm

X52DF

4,650–11,920 kW/79–105 rpm

WinGD DUAL-FUEL ENGINES

	Power (MW)	3	4	6	8	10	15	20	30	40	50	60	70	80	Speed (RPM)
X40DF-1.0															104–146
X52DF-1.1 / X52DF-2.1															79–105
X52DF-S1.0 / X52DF-S2.0															85–120
X62DF-S1.0 / X62DF-S2.0															82–108
X62DF-1.1 / X62DF-2.1															80–103
X72DF-1.1 / X72DF-2.1															69–89
X72DF-1.2 / X72DF-2.2															69–79
X82DF-1.0 / X82DF-2.0															58–84
X92DF / X92DF-2.0															70–80

WinGD DIESEL ENGINES

	Power (MW)	3	4	6	8	10	15	20	30	40	50	60	70	80	Speed (RPM)
X35-B															118–167
X40-B															104–146
X52															79–105
X52-S2.0															85–120
X62-S2.0															82–108
X62-B															77–103
X72-B															66–89
X82-2.0															58–84
X92-B															70–80

X62DF

7,700–19,080 kW/80–103 rpm

X72DF

10,400–25,800 kW/69–89 rpm

RT-flex50-D

5,100–13,960 kW/95–124 rpm

RT-flex58T-E

7,900–18,800 kW/90–105 rpm

X62

7,950–21,280 kW/77–103 rpm

X72

10,600–28,800 kW/66–89 rpm

X82-B

16,590–42,750 kW/58–84 rpm

X92

24,420–77,400 kW/70–80 rpm

WinGD offers **Integrated In-line Shaft Generator Solutions** that are:

- Matched with the main engines to enable optimum energy efficiency, operational cost, and sustainability in extended operational ranges
- Available for all merchant ship types

For integrated battery-hybrid applications, please refer to page 64–67.


All data provided in this booklet is for information purposes only, explicitly non-binding and subject to change without notice. The General Technical Data (GTD) program provides up-to-date information on WinGD low-speed engines.

WinGD Portfolio

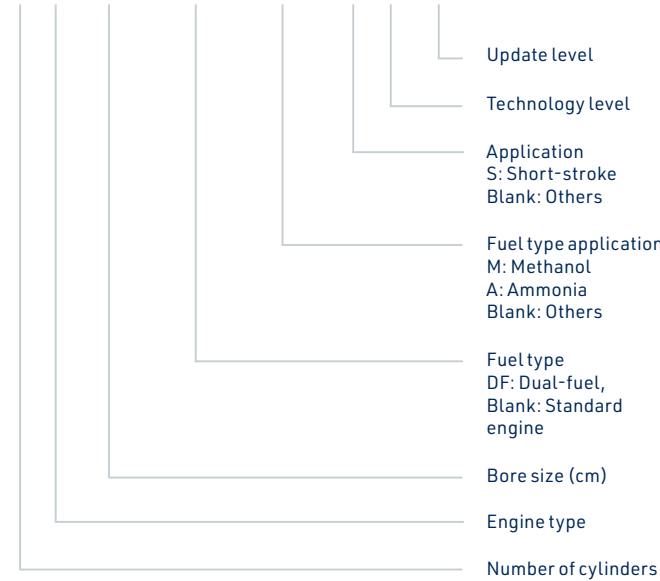
The key overarching feature of all WinGD engines is that they combine sustainability with efficiency.

They are supported by advanced technology in emissions reduction, automation and control, digitalisation and fuel efficiency.

Customers can always expect full compliance with emissions legislation. WinGD provides smart, safe and flexible propulsion solutions for the future, today.



6X52DF-A-S1.0



Example engine designation 6X52DF-A-S1.0 representing a WinGD 6 cylinder, short-stroke engine for dual-fuel operation with ammonia and diesel.

All data provided in this booklet is for information purposes only, explicitly non-binding and subject to change without notice. The General Technical Data (GTD) program provides up-to-date information on WinGD low-speed engines.

When referring to specific engines, the data may be subject to changes. These will be assessed individually according to the particular characteristic of each project.

X-DF Engines

X40DF-1.0

IMO Tier III in gas mode

Cylinder bore	400 mm
Piston stroke	1 770 mm
Speed	104–146 rpm
Mean effective pressure at R1	17.3 bar
Stroke / bore	4.43

RATED POWER, PRINCIPAL DIMENSIONS AND MASS

Cyl.	Output in kW at				Length A mm	Dry mass tonnes
	146 rpm	104 rpm				
	R1	R2	R3	R4		
5	4 675	3 900	3 325	2 775	4 512	109
6	5 610	4 680	3 990	3 330	5 212	125
7	6 545	5 460	4 655	3 885	5 912	140
8	7 480	6 240	5 320	4 440	6 612	153
Dimensions (mm)	B		C	D		
	2 610		950	6 563		
	F1	F2	F3	G		
	7 986	8 035	7 590	1 411		

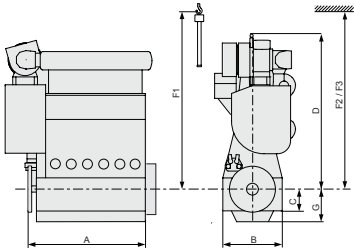
BRAKE SPECIFIC CONSUMPTIONS IN GAS MODE

Rating point		R1	R2	R3	R4
BSEC (energy)	kJ/kWh	7 312	7 073	7 410	7 171
BSGC (gas)	g/kWh	145.0	140.0	147.0	142.0
BSPC (pilot fuel)	g/kWh	1.4	1.7	1.4	1.7

BRAKE SPECIFIC FUEL CONSUMPTION IN DIESEL MODE

Rating point		R1	R2	R3	R4
BSFC (diesel Tier II)	g/kWh	189.6	187.6	189.6	187.6

For definitions see page 52.



X52DF-1.1

IMO Tier III in gas mode

Cylinder bore	520 mm
Piston stroke	2 315 mm
Speed	79–105 rpm
Mean effective pressure at R1	17.3 bar
Stroke / bore	4.45

RATED POWER, PRINCIPAL DIMENSIONS AND MASS

Cyl.	Output in kW at				Length A mm	Length A* mm	Dry mass tonnes
	105 rpm	79 rpm					
	R1	R2	R3	R4			
5	7 450	6 200	5 600	4 650	5 985	6 990	217
6	8 940	7 440	6 720	5 580	6 925	7 930	251
7	10 430	8 680	7 840	6 510	7 865		288
8	11 920	9 920	8 960	7 440	8 805		323

Dimensions (mm)	B		C		D	
	3 514		1 205		8 415	
	F1	F2	F3		G	
	10 350	10 400	9 850		1 910	

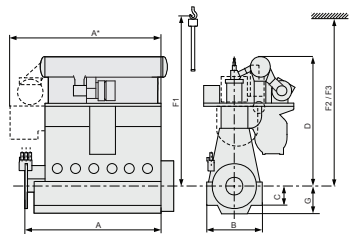
BRAKE SPECIFIC CONSUMPTIONS IN GAS MODE

Rating point		R1	R2	R3	R4
BSEC (energy)	kJ/kWh	7 201	6 962	7 299	7 064
BSGC (gas)	g/kWh	142.7	137.7	144.7	139.7
BSPC (pilot fuel)	g/kWh	1.5	1.8	1.5	1.8

BRAKE SPECIFIC FUEL CONSUMPTION IN DIESEL MODE

Rating point		R1	R2	R3	R4
BSFC (diesel Tier II)	g/kWh	184.1	182.1	184.1	182.1

For definitions see page 52.



X52DF-2.1

IMO Tier III in gas mode

Cylinder bore	520 mm
Piston stroke	2 315 mm
Speed	79–105 rpm
Mean effective pressure at R1	17.3 bar
Stroke / bore	4.45

RATED POWER, PRINCIPAL DIMENSIONS AND MASS

Cyl.	Output in kW at				Length A mm	Dry mass tonnes
	105 rpm	79 rpm				
	R1	R2	R3	R4		
5	7 450	6 200	5 600	4 650	5 985	217
6	8 940	7 440	6 720	5 580	6 925	251
7	10 430	8 680	7 840	6 510	7 865	288
8	11 920	9 920	8 960	7 440	8 805	323

Dimensions (mm)	B		C		D	
	3 514		1 205		8 415	
	F1	F2	F3		G	
	10 350	10 400	9 850		1 910	

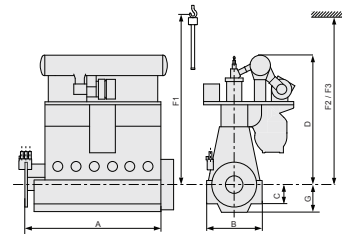
BRAKE SPECIFIC CONSUMPTIONS IN GAS MODE

Rating point		R1	R2	R3	R4
BSEC (energy)	kJ/kWh	7 067	6 833	7 170	6 931
BSGC (gas)	g/kWh	140.1	135.1	142.1	137.1
BSPC (pilot fuel)	g/kWh	1.5	1.8	1.5	1.8

BRAKE SPECIFIC FUEL CONSUMPTION IN DIESEL MODE

Rating point		R1	R2	R3	R4
BSFC (diesel Tier II)	g/kWh	181.4	175.4	183.4	179.4

For definitions see page 52.



X52DF-S1.0

IMO Tier III in gas mode

Cylinder bore	520 mm
Piston stroke	2 045 mm
Speed	85–120 rpm
Mean effective pressure at R1	17.3 bar
Stroke / bore	3.93

RATED POWER, PRINCIPAL DIMENSIONS AND MASS

Cyl.	Output in kW at				Length A mm	Length A* mm	Dry mass tonnes
	120 rpm	85 rpm					
	R1	R2	R3	R4			
5	7 500	6 250	5 325	4 425	5 485	6 565	190
6	9 000	7 500	6 390	5 310	6 345	7 415	215
7	10 500	8 750	7 455	6 195	7 205		245
8	12 000	10 000	8 520	7 080	8 065		275
Dimensions (mm)	B		C		D		
	3 100		1 185		7 725		
	F1		F2		F3		G
	9 340		9 340		8 800		1 675

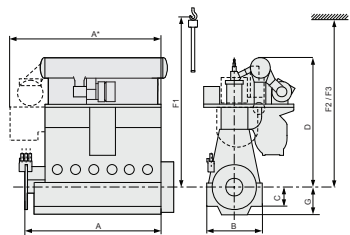
BRAKE SPECIFIC CONSUMPTIONS IN GAS MODE

Rating point		R1	R2	R3	R4
BSEC (energy)	kJ/kWh	7 201	6 962	7 299	7 064
BSGC (gas)	g/kWh	142.7	137.7	144.7	139.7
BSPC (pilot fuel)	g/kWh	1.5	1.8	1.5	1.8

BRAKE SPECIFIC FUEL CONSUMPTION IN DIESEL MODE

Rating point		R1	R2	R3	R4
BSFC (diesel Tier II)	g/kWh	184.1	182.1	184.1	182.1

For definitions see page 52.



X52DF-S2.0

IMO Tier III in gas mode

Cylinder bore	520 mm
Piston stroke	2 045 mm
Speed	85–120 rpm
Mean effective pressure at R1	17.3 bar
Stroke / bore	3.93

RATED POWER, PRINCIPAL DIMENSIONS AND MASS

Cyl.	Output in kW at				Length A mm	Length A* mm	Dry mass tonnes
	120 rpm	85 rpm					
	R1	R2	R3	R4			
5	7 500	6 250	5 325	4 425	5 485	6 565	190
6	9 000	7 500	6 390	5 310	6 345	7 415	215
7	10 500	8 750	7 455	6 195	7 205		245
8	12 000	10 000	8 520	7 080	8 065		275
Dimensions (mm)	B		C		D		
	3 100		1 185		7 725		
	F1		F2		F3		G
	9 340		9 340		8 800		1 675

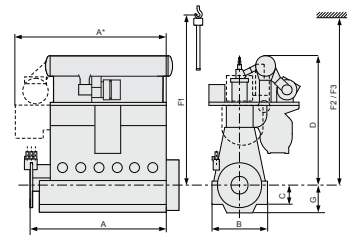
BRAKE SPECIFIC CONSUMPTIONS IN GAS MODE

Rating point		R1	R2	R3	R4
BSEC (energy)	kJ/kWh	7 067	6 833	7 170	6 931
BSGC (gas)	g/kWh	140.1	135.1	142.1	137.1
BSPC (pilot fuel)	g/kWh	1.5	1.8	1.5	1.8

BRAKE SPECIFIC FUEL CONSUMPTION IN DIESEL MODE

Rating point		R1	R2	R3	R4
BSFC (diesel Tier II)	g/kWh	181.4	175.4	183.4	179.4

For definitions see page 52.



X62DF-1.1

IMO Tier III in gas mode

Cylinder bore	620 mm
Piston stroke	2 658 mm
Speed	80–103 rpm
Mean effective pressure at R1	17.3 bar
Stroke / bore	4.29

RATED POWER, PRINCIPAL DIMENSIONS AND MASS

Cyl.	Output in kW at				Length A mm	Dry mass tonnes
	103 rpm	80 rpm				
	R1	R2	R3	R4		
5	11 925	9 925	9 250	7 700	6 805	318
6	14 310	11 910	11 100	9 240	7 910	370
7	16 695	13 895	12 950	10 780	9 020	428
8	19 080	15 880	14 800	12 320	10 125	475
Dimensions (mm)	B		C		D	
	4 200		1 360		9 580	
	F1	F2	F3	G		
	11 775	11 775	10 950	2 110		

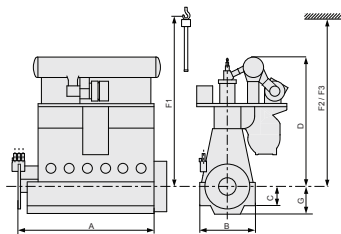
BRAKE SPECIFIC CONSUMPTIONS IN GAS MODE

Rating point		R1	R2	R3	R4
BSEC (energy)	kJ/kWh	7 167	6 928	7 269	7 026
BSGC (gas)	g/kWh	142.5	137.5	144.5	139.5
BSPC (pilot fuel)	g/kWh	1.0	1.2	1.0	1.2

BRAKE SPECIFIC FUEL CONSUMPTION IN DIESEL MODE

Rating point		R1	R2	R3	R4
BSFC (diesel Tier II)	g/kWh	182.0	180.0	182.0	180.0

For definitions see page 52.



X62DF-2.1

IMO Tier III in gas mode

Cylinder bore	620 mm
Piston stroke	2 658 mm
Speed	80–103 rpm
Mean effective pressure at R1	17.3 bar
Stroke / bore	4.29

RATED POWER, PRINCIPAL DIMENSIONS AND MASS

Cyl.	Output in kW at				Length A mm	Dry mass tonnes
	103 rpm	80 rpm				
	R1	R2	R3	R4		
5	11 925	9 925	9 250	7 700	6 805	318
6	14 310	11 910	11 100	9 240	7 910	370
7	16 695	13 895	12 950	10 780	9 020	428
8	19 080	15 880	14 800	12 320	10 125	475
Dimensions (mm)	B		C		D	
	4 200		1 360		9 580	
	F1	F2	F3	G		
	11 775	11 775	10 950	2 110		

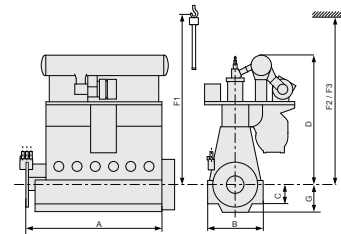
BRAKE SPECIFIC CONSUMPTIONS IN GAS MODE

Rating point		R1	R2	R3	R4
BSEC (energy)	kJ/kWh	6 982	6 747	7 089	6 845
BSGC (gas)	g/kWh	138.8	133.9	140.9	135.9
BSPC (pilot fuel)	g/kWh	1.0	1.2	1.0	1.2

BRAKE SPECIFIC FUEL CONSUMPTION IN DIESEL MODE

Rating point		R1	R2	R3	R4
BSFC (diesel Tier II)	g/kWh	178.3	172.3	180.3	176.3

For definitions see page 52.



X62DF-S1.0

IMO Tier III in gas mode

Cylinder bore	620 mm
Piston stroke	2 245 mm
Speed	82-108 rpm
Mean effective pressure at R1	17.3 bar
Stroke / bore	3.62

RATED POWER, PRINCIPAL DIMENSIONS AND MASS

Cyl.	Output in kW at				Length A mm	Dry mass tonnes
	108 rpm	82 rpm	R3	R4		
	R1	R2				
5	10 550	8 775	8 000	6 675	6 260	280
6	12 660	10 530	9 600	8 010	7 260	325
7	14 770	12 285	11 200	9 345	8 260	370
8	16 880	14 040	12 800	10 680	9 260	415
Dimensions (mm)	B		C	D		
	3 440		1 295	8 575		
	F1	F2	F3	G		
	10 300	10 300	9 680	1 835		

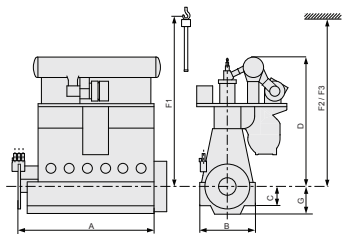
BRAKE SPECIFIC CONSUMPTIONS IN GAS MODE

Rating point		R1	R2	R3	R4
BSEC (energy)	kJ/kWh	7 161	6 928	7 269	7 026
BSGC (gas)	g/kWh	142.5	137.5	144.5	139.5
BSPC (pilot fuel)	g/kWh	1.0	1.2	1.0	1.2

BRAKE SPECIFIC FUEL CONSUMPTION IN DIESEL MODE

Rating point		R1	R2	R3	R4
BSFC (diesel Tier II)	g/kWh	182.0	180.0	182.0	180.0

For definitions see page 52.



X62DF-S2.0

IMO Tier III in gas mode

Cylinder bore	620 mm
Piston stroke	2 245 mm
Speed	82-108 rpm
Mean effective pressure at R1	17.3 bar
Stroke / bore	3.62

RATED POWER, PRINCIPAL DIMENSIONS AND MASS

Cyl.	Output in kW at				Length A mm	Dry mass tonnes
	108 rpm	82 rpm	R3	R4		
	R1	R2				
5	10 550	8 775	8 000	6 675	6 260	280
6	12 660	10 530	9 600	8 010	7 260	325
7	14 770	12 285	11 200	9 345	8 260	370
8	16 880	14 040	12 800	10 680	9 260	415
Dimensions (mm)	B		C	D		
	3 440		1 295	8 575		
	F1	F2	F3	G		
	10 300	10 300	9 680	1 835		

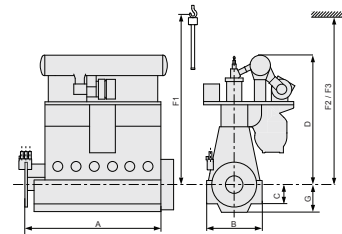
BRAKE SPECIFIC CONSUMPTIONS IN GAS MODE

Rating point		R1	R2	R3	R4
BSEC (energy)	kJ/kWh	6 982	6 747	7 089	6 845
BSGC (gas)	g/kWh	138.8	133.9	140.9	135.9
BSPC (pilot fuel)	g/kWh	1.0	1.2	1.0	1.2

BRAKE SPECIFIC FUEL CONSUMPTION IN DIESEL MODE

Rating point		R1	R2	R3	R4
BSFC (diesel Tier II)	g/kWh	178.3	172.3	180.3	176.3

For definitions see page 52.



X72DF-1.1

IMO Tier III in gas mode

Cylinder bore	720 mm
Piston stroke	3 086 mm
Speed	69-89 rpm
Mean effective pressure at R1	17.3 bar
Stroke / bore	4.29

RATED POWER, PRINCIPAL DIMENSIONS AND MASS

Cyl.	Output in kW at				Length A mm	Dry mass tonnes
	89 rpm	69 rpm				
	R1	R2	R3	R4		
5	16 125	13 425	12 500	10 400	8 230	481
6	19 350	16 110	15 000	12 480	9 520	561
7	22 575	18 795	17 500	14 560	10 810	642
8	25 800	21 480	20 000	16 640	12 105	716

Dimensions (mm)	B	C	D	
	4 780	1 575	10 790	G
	F1	F2	F3	
	13 655	13 655	12 730	2 455

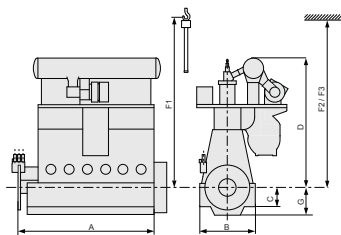
BRAKE SPECIFIC CONSUMPTIONS IN GAS MODE

Rating point		R1	R2	R3	R4
BSEC (energy)	kJ/kWh	7 150	6 906	7 248	7 004
BSGC (gas)	g/kWh	142.3	137.3	144.3	139.2
BSPC (pilot fuel)	g/kWh	0.8	1.0	0.8	1.0

BRAKE SPECIFIC FUEL CONSUMPTION IN DIESEL MODE

Rating point		R1	R2	R3	R4
BSFC (diesel Tier II)	g/kWh	182.0	180.0	182.0	180.0

For definitions see page 52.



X72DF-1.2

IMO Tier III in gas mode

Cylinder bore	720 mm
Piston stroke	3 086 mm
Speed	69-79 rpm
Mean effective pressure at R1	15.7 bar
Stroke / bore	4.29

RATED POWER, PRINCIPAL DIMENSIONS AND MASS

Cyl.	Output in kW at				Length A mm	Dry mass tonnes
	79 rpm	69 rpm				
	R1	R2	R3	R4		
5	13 000	11 900	11 350	10 400	7 875	470
6	15 600	14 280	13 620	12 480	9 165	550

Dimensions (mm)	B	C	D	
	4 780	1 575	10 790	G
	F1	F2	F3	
	13 655	13 655	12 730	2 455

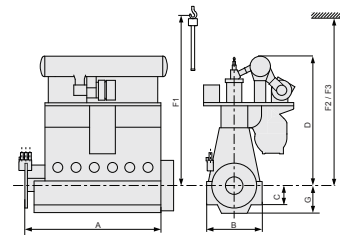
BRAKE SPECIFIC CONSUMPTIONS IN GAS MODE

Rating point		R1	R2	R3	R4
BSEC (energy)	kJ/kWh	7 052	6 955	7 113	7 004
BSGC (gas)	g/kWh	140.3	138.2	141.5	139.2
BSPC (pilot fuel)	g/kWh	0.9	1.0	0.9	1.0

BRAKE SPECIFIC FUEL CONSUMPTION IN DIESEL MODE

Rating point		R1	R2	R3	R4
BSFC (diesel Tier II)	g/kWh	180.8	180.0	180.9	180.0

For definitions see page 52.
Engine optimised for reduced rating field
and 5/6 cylinder applications



X72DF-2.1

IMO Tier III in gas mode

Cylinder bore	720 mm
Piston stroke	3 086 mm
Speed	69-89 rpm
Mean effective pressure at R1	17.3 bar
Stroke / bore	4.29

RATED POWER, PRINCIPAL DIMENSIONS AND MASS

Cyl.	Output in kW at				Length A mm	Dry mass tonnes
	89 rpm	69 rpm				
	R1	R2	R3	R4		
5	16 125	13 425	12 500	10 400	8 230	495
6	19 350	16 110	15 000	12 480	9 520	580
7	22 575	18 795	17 500	14 560	10 810	642
8	25 800	21 480	20 000	16 640	12 105	716

Dimensions (mm)	B	C	D	D (iCER on-engine)
	F1	F2	F3	G
	4 780	1 575	10 790	11 755
	13 655	13 655	12 730	2 455

BRAKE SPECIFIC CONSUMPTIONS IN GAS MODE

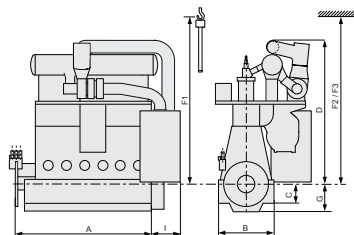
Rating point		R1	R2	R3	R4
BSEC (energy)	kJ/kWh	6 918	6 676	7 020	6 777
BSGC (gas)	g/kWh	137.7	132.7	139.7	134.7
BSPC (pilot fuel)	g/kWh	0.8	1.0	0.8	1.0

BRAKE SPECIFIC FUEL CONSUMPTION IN DIESEL MODE

Rating point		R1	R2	R3	R4
BSFC (diesel Tier II)	g/kWh	177.3	171.3	179.3	175.3

For definitions see page 52.

iCER on-engine applies
only to 5/6 cylinder
applications



X72DF-2.2

IMO Tier III in gas mode

Cylinder bore	720 mm
Piston stroke	3 086 mm
Speed	69-79 rpm
Mean effective pressure at R1	15.7 bar
Stroke / bore	4.29

RATED POWER, PRINCIPAL DIMENSIONS AND MASS

Cyl.	Output in kW at				Length A mm	Dry mass tonnes
	79 rpm	69 rpm				
	R1	R2	R3	R4		
5	13 000	11 900	11 350	10 400	7 875	484
6	15 600	14 280	13 620	12 480	9 165	565

Dimensions (mm)	B	C	D	D (iCER on-engine)
	F1	F2	F3	G
	4 780	1 575	10 790	11 755
	13 655	13 655	12 730	2 455

BRAKE SPECIFIC CONSUMPTIONS IN GAS MODE

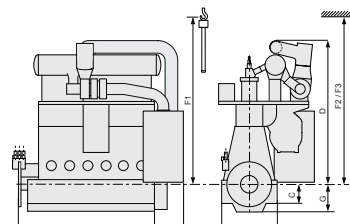
Rating point		R1	R2	R3	R4
BSEC (energy)	kJ/kWh	6 824	6 725	6 887	6 777
BSGC (gas)	g/kWh	135.7	133.6	137.0	134.7
BSPC (pilot fuel)	g/kWh	0.9	1.0	0.9	1.0

BRAKE SPECIFIC FUEL CONSUMPTION IN DIESEL MODE

Rating point		R1	R2	R3	R4
BSFC (diesel Tier II)	g/kWh	175.7	173.3	177.1	175.3

For definitions see page 52.

Engine optimised for reduced rating field
and 5/6 cylinder applications



X82DF-1.0

IMO Tier III in gas mode

Cylinder bore	820 mm
Piston stroke	3 375 mm
Speed	58-84 rpm
Mean effective pressure at R1	17.3 bar
Stroke / bore	4.12

RATED POWER, PRINCIPAL DIMENSIONS AND MASS

Cyl.	Output in kW at				Length A mm	Dry mass tonnes
	84 rpm	58 rpm	R3	R4		
	R1	R2				
6	25 920	21 600	17 880	14 940	10 425	805
7	30 240	25 200	20 860	17 430	11 865	910
8	34 560	28 800	23 840	19 920	13 305	1 020
9	38 880	32 400	26 820	22 410	14 745	1 160
Dimensions (mm)	B		C	D		
	5 050		1 800	12 310		
	F1	F2*	F3*	G		
	15 080	-	-	2 700		

BRAKE SPECIFIC CONSUMPTIONS IN GAS MODE

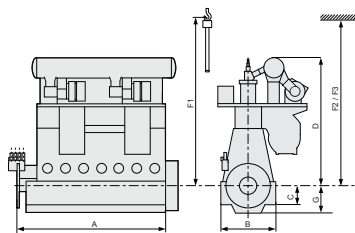
Rating point		R1	R2	R3	R4
BSEC (energy)	kJ/kWh	7 115	6 872	7 218	6 970
BSGC (gas)	g/kWh	141.8	136.8	143.8	138.8
BSPC (pilot fuel)	g/kWh	0.6	0.7	0.6	0.7

BRAKE SPECIFIC FUEL CONSUMPTION IN DIESEL MODE

Rating point		R1	R2	R3	R4
BSFC (diesel Tier II)	g/kWh	183.9	181.9	183.9	181.9

For definitions see page 52.

* Available on request



X82DF-2.0

IMO Tier III in gas mode

Cylinder bore	820 mm
Piston stroke	3 375 mm
Speed	58-84 rpm
Mean effective pressure at R1	17.3 bar
Stroke / bore	4.12

RATED POWER, PRINCIPAL DIMENSIONS AND MASS

Cyl.	Output in kW at				Length A mm	Dry mass tonnes
	84 rpm	58 rpm	R3	R4		
	R1	R2				
6	25 920	21 600	17 880	14 940	10 425	805
7	30 240	25 200	20 860	17 430	11 865	910
8	34 560	28 800	23 840	19 920	13 305	1 020
9	38 880	32 400	26 820	22 410	14 745	1 160
Dimensions (mm)	B		C	D		
	5 050		1 800	12 310		
	F1	F2*	F3*	G		
	15 080	-	-	2 700		

BRAKE SPECIFIC CONSUMPTIONS IN GAS MODE

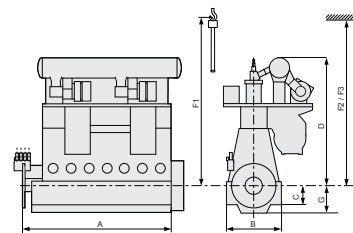
Rating point		R1	R2	R3	R4
BSEC (energy)	kJ/kWh	6 807	6 559	6 905	6 658
BSGC (gas)	g/kWh	135.6	130.6	137.6	132.6
BSPC (pilot fuel)	g/kWh	0.6	0.7	0.6	0.7

BRAKE SPECIFIC FUEL CONSUMPTION IN DIESEL MODE

Rating point		R1	R2	R3	R4
BSFC (diesel Tier II)	g/kWh	177.2	171.2	179.2	175.2

For definitions see page 52.

* Available on request



X92DF

IMO Tier III in gas mode

Cylinder bore	920 mm
Piston stroke	3 468 mm
Speed	70-80 rpm
Mean effective pressure at R1	17.3 bar
Stroke / bore	3.77

RATED POWER, PRINCIPAL DIMENSIONS AND MASS

Cyl.	Output in kW at				Length A mm	Dry mass tonnes
	80 rpm	70 rpm				
	R1	R2	R3	R4		
6	31 920	26 580	27 930	23 250	11 755	1 120
7	37 240	31 010	32 585	27 125	13 345	1 260
8	42 560	35 440	37 240	31 000	14 935	1 380
9	47 880	39 870	41 895	34 875	17 960	1 630
10	53 200	44 300	46 550	38 750	19 550	1 790
11	58 520	48 730	51 205	42 625	21 215	1 960
12	63 840	53 160	55 860	46 500	22 875	2 140

Dimensions (mm)	B	C	D	G
	F1	F2	F3	
	5 550	1 900	13 140	
	15 520	15 530	14 260	2 970

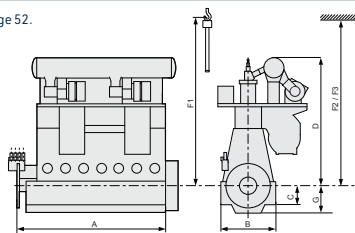
BRAKE SPECIFIC CONSUMPTIONS IN GAS MODE

Rating point		R1	R2	R3	R4
BSEC (energy)	kJ/kWh	7 090	6 846	7 192	6 945
BSGC (gas)	g/kWh	141.2	136.2	143.2	138.2
BSPC (pilot fuel)	g/kWh	0.7	0.8	0.7	0.8

BRAKE SPECIFIC FUEL CONSUMPTION IN DIESEL MODE

Rating point		R1	R2	R3	R4
BSFC (diesel Tier II)	g/kWh	180.9	178.9	180.9	178.9

For definitions see page 52.



X92DF-2.0

IMO Tier III in gas mode

Cylinder bore	920 mm
Piston stroke	3 468 mm
Speed	70-80 rpm
Mean effective pressure at R1	17.3 bar
Stroke / bore	3.77

RATED POWER, PRINCIPAL DIMENSIONS AND MASS

Cyl.	Output in kW at				Length A mm	Dry mass tonnes
	80 rpm	70 rpm				
	R1	R2	R3	R4		
6	31 920	26 580	27 930	23 250	11 755	1 120
7	37 240	31 010	32 585	27 125	13 345	1 260
8	42 560	35 440	37 240	31 000	14 935	1 380
9	47 880	39 870	41 895	34 875	17 960	1 630
10	53 200	44 300	46 550	38 750	19 550	1 790
11	58 520	48 730	51 205	42 625	21 215	1 960
12	63 840	53 160	55 860	46 500	22 875	2 140

Dimensions (mm)	B	C	D	G
	F1	F2	F3	
	5 550	1 900	13 140	
	15 520	15 530	14 260	2 970

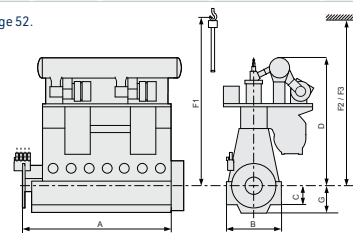
BRAKE SPECIFIC CONSUMPTIONS IN GAS MODE

Rating point		R1	R2	R3	R4
BSEC (energy)	kJ/kWh	6 760	6 512	6 858	6 615
BSGC (gas)	g/kWh	134.6	129.6	136.6	131.6
BSPC (pilot fuel)	g/kWh	0.7	0.8	0.7	0.8


BRAKE SPECIFIC FUEL CONSUMPTION IN DIESEL MODE

Rating point		R1	R2	R3	R4
BSFC (diesel Tier II)	g/kWh	174.2	168.2	176.2	172.2

For definitions see page 52.



Achieving a new GUINNESS WORLD RECORDS™



The most powerful marine internal combustion Otto cycle engine commercially available is the WinGD 12X92DF.



Designed by WinGD (Winterthur Gas & Diesel Ltd. Switzerland) with a **power output of 63.840 MW**, first built by CMD (CSSC-MES Diesel Co., Ltd) in China and verified on 17 September 2020.

X-Engines

X35-B

IMO Tier II & Tier III (SCR)

Cylinder bore	350 mm
Piston stroke	1 550 mm
Speed	118–167 rpm
Mean effective pressure at R1	21.0 bar
Stroke / bore	4.43

RATED POWER, PRINCIPAL DIMENSIONS AND MASS

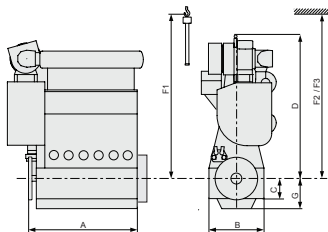
Cyl.	Output in kW at				Length A mm	Dry mass tonnes
	167 rpm	118 rpm				
	R1	R2	R3	R4		
5	4 350	3 475	3 075	2 450	3 838	74
6	5 220	4 170	3 690	2 940	4 450	84
7	6 090	4 865	4 305	3 430	5 062	95
8	6 960	5 560	4 920	3 920	5 674	105
Dimensions (mm)	B		C		D	
	2 284		830		5 556	
	F1		F2		F3	
	6 806		6 806		6 330	
					1 326	

BRAKE SPECIFIC FUEL CONSUMPTION (BSFC) IN g/kWh

Rating point		R1	R2	R3	R4
BMEP, bar		21.0	16.7	21.0	16.7
BSFC (g/kWh)	Delta Bypass Tuning, 100% power, Tier II	175.8	169.8	177.8	171.8

R1 BSFC (g/kWh), Tier II	Power(%)				
	50	65	75	90	100
Delta Bypass Tuning	169.7	167.5	167.3	170.1	175.8
Low-load Tuning	166.2	164.0	167.3	170.5	176.8

For definitions see page 52.



X40-B

IMO Tier II & Tier III (SCR)

Cylinder bore	400 mm
Piston stroke	1 770 mm
Speed	104–146 rpm
Mean effective pressure at R1	21.0 bar
Stroke / bore	4.43

RATED POWER, PRINCIPAL DIMENSIONS AND MASS

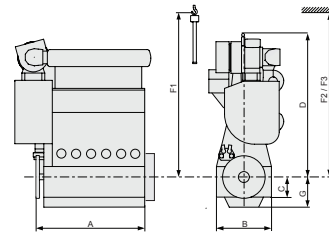
Cyl.	Output in kW at				Length A mm	Dry mass tonnes
	146 rpm	104 rpm				
	R1	R2	R3	R4		
5	5 675	4 550	4 050	3 250	4 390	109
6	6 810	5 460	4 860	3 900	5 090	125
7	7 945	6 370	5 670	4 550	5 790	140
8	9 080	7 280	6 480	5 200	6 490	153
Dimensions (mm)	B		C		D	
	2 610		950		6 344	
	F1		F2		F3	
	7 742		7 742		7 400	
					1 411	

BRAKE SPECIFIC FUEL CONSUMPTION (BSFC) IN g/kWh

Rating point		R1	R2	R3	R4
BMEP, bar		21.0	16.8	21.0	16.8
BSFC (g/kWh)	Delta Bypass Tuning, 100% power, Tier II	176.8	170.8	176.8	170.8

R1 BSFC (g/kWh), Tier II	Power(%)				
	50	65	75	90	100
Delta Bypass Tuning	170.7	168.5	168.3	171.1	176.8
Low-load Tuning	167.2	165.0	168.3	171.5	177.8

For definitions see page 52.



X52

IMO Tier II & Tier III (SCR)

Cylinder bore	520 mm
Piston stroke	2 315 mm
Speed	79-105 rpm
Mean effective pressure at R1	21.0 bar
Stroke / bore	4.45

RATED POWER, PRINCIPAL DIMENSIONS AND MASS

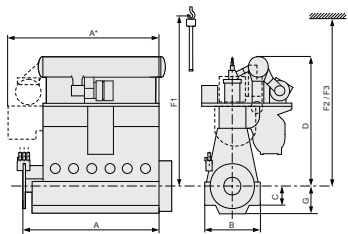
Cyl.	Output in kW at				Length A mm	Length A* mm	Dry mass tonnes
	105 rpm	79 rpm					
	R1	R2	R3	R4			
5	9 050	6 800	6 800	5 100	5 985	6 990	217
6	10 860	8 160	8 160	6 120	6 925	7 930	251
7	12 670	9 520	9 520	7 140	7 865		288
8	14 480	10 880	10 880	8 160	8 805		323
Dimensions (mm)	B		C		D		D (ISCR)
	3 514		1 205		8 415		8 760
	F1		F2		F3		G
	10 350		10 350		9 800		1 910

BRAKE SPECIFIC FUEL CONSUMPTION (BSFC) IN g/kWh

Rating point		R1	R2	R3	R4
BMEP, bar		21.0	15.8	21.0	15.8
BSFC (g/kWh)	Delta Bypass Tuning, 100% power, Tier II	169.8	162.8	169.8	162.8

R1 BSFC (g/kWh), Tier II	Power(%)				
	50	65	75	90	100
Delta Bypass Tuning	163.7	161.5	161.3	164.1	169.8
Low-load Tuning	160.2	158.0	161.3	164.5	170.8

For definitions see page 52.
iSCR available for
5- to 7-cylinder engines
with one TC on
exhaust side



X52-S2.0

IMO Tier II & Tier III (SCR)

Cylinder bore	520 mm
Piston stroke	2 045 mm
Speed	85-120 rpm
Mean effective pressure at R1	22.0 bar
Stroke / bore	3.93

RATED POWER, PRINCIPAL DIMENSIONS AND MASS

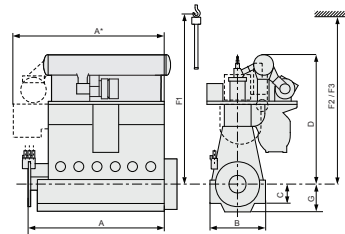
Cyl.	Output in kW at				Length A mm	Length A* mm	Dry mass tonnes
	120 rpm	85 rpm					
	R1	R2	R3	R4			
5	9 550	6 850	6 775	4 850	5 485	6 565	190
6	11 460	8 220	8 130	5 820	6 345	7 415	215
7	13 370	9 590	9 485	6 790	7 205		245
8	15 280	10 960	10 840	7 760	8 065		275
Dimensions (mm)	B		C		D		D (ISCR)
	3 100		1 185		7 775		8 000
	F1		F2		F3		G
	9 340		9 340		8 800		1 675

BRAKE SPECIFIC FUEL CONSUMPTION (BSFC) IN g/kWh

Rating point		R1	R2	R3	R4
BMEP, bar		22.0	15.8	22.0	15.8
BSFC (g/kWh)	Delta Bypass Tuning, 100% power, Tier II	163.8	157.8	162.8	160.8

R1 BSFC (g/kWh), Tier II	Power(%)				
	50	65	75	90	100
Delta Bypass Tuning	157.7	155.5	155.3	158.1	163.8
Low-load Tuning	154.2	152.0	155.3	158.5	164.8

For definitions see page 52.
iSCR available for
5- to 7-cylinder engines
with one TC on
exhaust side



X62-S2.0

IMO Tier II & Tier III (SCR)

Cylinder bore	620 mm
Piston stroke	2 245 mm
Speed	82–108 rpm
Mean effective pressure at R1	22 bar
Stroke / bore	3.62

RATED POWER, PRINCIPAL DIMENSIONS AND MASS

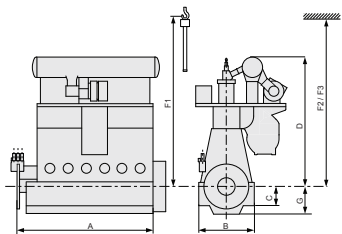
Cyl.	Output in kW at				Length A mm	Dry mass tonnes
	108 rpm	82 rpm				
	R1	R2	R3	R4		
5	13 425	9 650	10 200	7 325	6 260	280
6	16 110	11 580	12 240	8 790	7 260	325
7	18 795	13 510	14 280	10 255	8 260	370
8	21 480	15 440	16 320	11 720	9 260	415
Dimensions (mm)	B		C		D	D (iSCR)
	3 440		1 295		8 575	9 020
	F1	F2	F3	G		
	10 230		10 230		9 620	1 835

BRAKE SPECIFIC FUEL CONSUMPTION (BSFC) IN g/kWh

Rating point		R1	R2	R3	R4
BMEP, bar		22.0	15.8	22.0	15.8
BSFC (g/kWh)	Delta Bypass Tuning, 100% power, Tier II	163.8	158.8	161.8	159.8

R1 BSFC (g/kWh), Tier II	Power(%)				
	50	65	75	90	100
Delta Bypass Tuning	157.7	155.5	155.3	158.1	163.8
Low-load Tuning	154.2	152.0	155.3	158.5	164.8

For definitions see page 52.
iSCR available for
5- to 7-cylinder engines
with one TC on
exhaust side



X62-B

IMO Tier II & Tier III (SCR)

Cylinder bore	620 mm
Piston stroke	2 658 mm
Speed	77–103 rpm
Mean effective pressure at R1	21.0 bar
Stroke / bore	4.29

RATED POWER, PRINCIPAL DIMENSIONS AND MASS

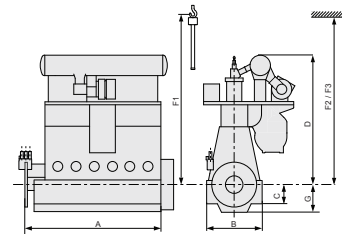
Cyl.	Output in kW at				Length A mm	Dry mass tonnes
	103 rpm	77 rpm				
	R1	R2	R3	R4		
5	14 500	10 650	10 800	7 950	7 000	325
6	17 400	12 780	12 960	9 540	8 110	377
7	20 300	14 910	15 120	11 130	9 215	435
8	23 200	17 040	17 280	12 720	10 320	482
Dimensions (mm)	B		C		D	
	4 200		1 360		9 580	
	F1	F2	F3	G		
	11 830		11 830		11 005 2 110	

BRAKE SPECIFIC FUEL CONSUMPTION (BSFC) IN g/kWh

Rating point		R1	R2	R3	R4
BMEP, bar		21.0	15.5	21.0	15.4
BSFC (g/kWh)	Delta Bypass Tuning, 100% power, Tier II	167.8	162.3	166.8	162.3

R1 BSFC (g/kWh), Tier II	Power(%)				
	50	65	75	90	100
Delta Bypass Tuning	160.7	158.8	159.3	162.1	167.8
Low-load Tuning	157.2	155.3	159.3	162.5	168.8

For definitions see page 52.
iSCR available for
5- to 7-cylinder engines
with one TC on
exhaust side



X72-B

IMO Tier II & Tier III (SCR)

Cylinder bore	720 mm
Piston stroke	3 086 mm
Speed	66-89 rpm
Mean effective pressure at R1	21.0 bar
Stroke / bore	4.29

RATED POWER, PRINCIPAL DIMENSIONS AND MASS

Cyl.	Output in kW at				Length A mm	Dry mass tonnes
	89 rpm	66 rpm				
	R1	R2	R3	R4		
5	19 600	14 300	14 550	10 600	8 085	481
6	23 520	17 160	17 460	12 720	9 375	561
7	27 440	20 020	20 370	14 840	10 665	642
8	31 360	22 880	23 280	16 960	11 960	716

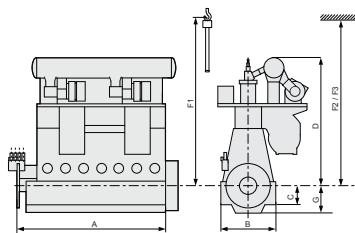
Dimensions (mm)	B	C	D	G
	4 780	1 575	10 790	
	F1	F2	F3	
	13 750	13 750	12 820	2 455

BRAKE SPECIFIC FUEL CONSUMPTION (BSFC) IN g/kWh

Rating point		R1	R2	R3	R4
BMEP, bar		21.0	15.3	21.0	15.3
BSFC (g/kWh)	Delta Bypass Tuning, 100% power, Tier II	167.8	162.3	166.8	162.3

R1 BSFC (g/kWh), Tier II	Power(%)				
	50	65	75	90	100
Delta Bypass Tuning	160.7	158.8	159.3	162.1	167.8
Low-load Tuning	157.2	155.3	159.3	162.5	168.8

For definitions see page 52.



X82-2.0

IMO Tier II & Tier III (SCR)

Cylinder bore	820 mm
Piston stroke	3 375 mm
Speed	58-84 rpm
Mean effective pressure at R1	22.0 bar
Stroke / bore	4.12

RATED POWER, PRINCIPAL DIMENSIONS AND MASS

Cyl.	Output in kW at				Length A mm	Dry mass tonnes
	84 rpm	58 rpm				
	R1	R2	R3	R4		
6	33 000	24 000	22 800	16 560	10 426	805
7	38 500	28 000	26 600	19 320	11 866	910
8	44 000	32 000	30 400	22 080	13 306	1 020
9	49 500	36 000	34 200	24 840	14 746	1 160

Dimensions (mm)	B	C	D	G
	5 050	1 800	12 310	
	F1	F2*	F3*	
	15 250	-	-	

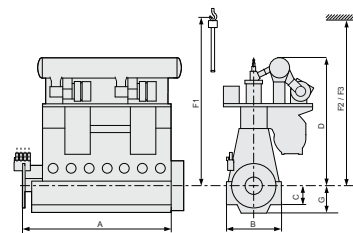
BRAKE SPECIFIC FUEL CONSUMPTION (BSFC) IN g/kWh

Rating point		R1	R2	R3	R4
BMEP, bar		22.0	16.0	22.0	16.0
BSFC (g/kWh)	Delta Bypass Tuning, 100% power, Tier II	165.3	160.2	161.5	158.7

R1 BSFC (g/kWh), Tier II	Power(%)				
	50	65	75	90	100
Delta Bypass Tuning	159.2	157.0	156.8	159.6	165.3
Low-load Tuning	155.7	153.5	156.8	160.0	166.3

For definitions see page 52.

* Available upon request



X92-B

IMO Tier II & Tier III (SCR)

Cylinder bore	920 mm
Piston stroke	3 468 mm
Speed	70–80 rpm
Mean effective pressure at R1	21.0 bar
Stroke / bore	3.77

RATED POWER, PRINCIPAL DIMENSIONS AND MASS

Cyl.	Output in kW at				Length A mm	Dry mass tonnes
	80 rpm	70 rpm				
	R1	R2	R3	R4		
6	38 700	27 900	33 900	24 420	11 755	1 120
7	45 150	32 550	39 550	28 490	13 345	1 260
8	51 600	37 200	45 200	32 560	14 935	1 380
9	58 050	41 850	50 850	36 630	17 960	1 630
10	64 500	46 500	56 500	40 700	19 550	1 790
11	70 950	51 150	62 150	44 770	21 215	1 960
12	77 400	55 800	67 800	48 840	22 875	2 140

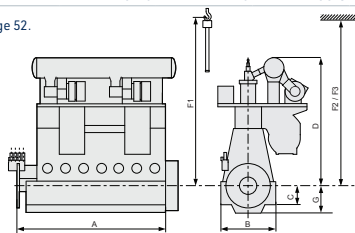
Dimensions (mm)	B	C	D	G
	F1	F2	F3	
	5 550	1 900	13 150	
	15 640	15 650	14 360	2 970

BRAKE SPECIFIC FUEL CONSUMPTION (BSFC) IN g/kWh

Rating point		R1	R2	R3	R4
BMEP, bar		21.0	15.1	21.0	15.1
BSFC (g/kWh)	Delta Bypass Tuning, 100% power, Tier II	162.8	156.8	161.8	157.8

R1 BSFC (g/kWh), Tier II	Power(%)				
	50	65	75	90	100
Delta Bypass Tuning	156.7	154.5	154.3	157.1	162.8
Low-load Tuning	151.6	149.6	153.8	157.5	163.8

For definitions see page 52.

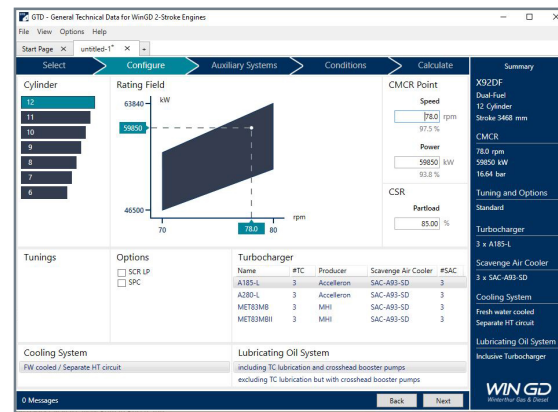


General Technical Data Application

WinGD's General Technical Data (GTD) application provides information to plan the layout of WinGD marine low-speed engines.

Create new projects in three simple steps:

1. Select an engine from the product portfolio
2. Define a configuration which meets the vessel requirements
3. Analyse the resulting performance data and export as a PDF



Start your next engine project by downloading GTD:
www.wingd.com/en/media/general-technical-data



Scan this QR-code to send the above link by email

The program is a desktop application and supported by all Windows operating systems from version 7.

Engine Definitions and Notes

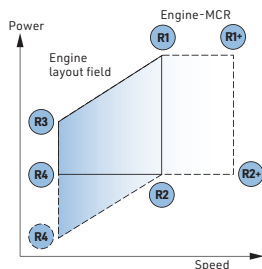
ISO Standard (ISO 3046-1) reference conditions

1.0 bar	Total barometric pressure at R1
25°C	Suction air temperature
30%	Relative humidity
25°C	Cooling water temperature before engine

Rating points

The engine layout fields for WinGD low-speed engines are defined by the power/speed rating points R1, R2, R3 and R4 (see diagram below). For certain engines, the layout field is extended to the points R1+ and R2+.

R1, or R1+ instead if applicable, is the nominal maximum continuous rating (MCR).



Any power and speed within the respective engine layout field may be selected as the Contracted-MCR (CMCR) point for an engine.

Dimensions and weights

- All dimensions and weights are not binding. For detailed information and updates, please visit: www.wingd.com/en/engines/engine-types/

A Engine length from the coupling flange to the end of the bedplate

A* Engine length from the TC aft end to the end of the bedplate

B Width of the engine seating

C Dist. from the centre of the crankshaft to the underside of the foot flange

D Dist. from the centre of the crankshaft to the highest point of the engine

F1 Min. height for vertical removal of the piston

F2 Min. height for vertical removal of the piston with double-jib crane

F3 Min. height for tilted removal of the piston with double-jib crane

G Distance from the centre of the crankshaft to the lowest point of the engine

- The engine weight is a net value and excludes any liquids.

Fuel/energy consumption

All brake specific fuel consumptions (BSFC) and brake specific pilot fuel consumptions (BSPC) are quoted for fuel of lower calorific value 42.7 MJ/kg.

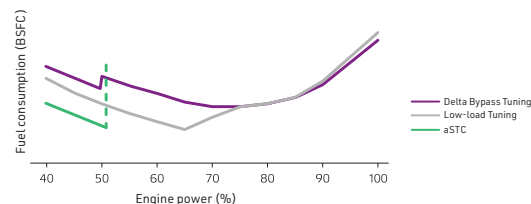
Brake specific gas consumptions (BSGC) are quoted for gas of lower calorific value 50.0 MJ/kg.

Brake specific energy consumptions (BSEC) for dual-fuel engines are based on energy delivered to the engine as gas and liquid fuel for one kilowatt hour mechanical power output.

For all WinGD low-speed diesel and dual-fuel engines stepwise tolerances have been introduced for the brake specific fuel and energy consumption (BSFC/BSEC) guarantee, referring to ISO standard reference conditions (ISO 15550 and 3046):

- +5% tolerance for 100% to 85% engine power
- +6% tolerance for <85% to 65% engine power
- +7% tolerance for <65% to 50% engine power

The BSFC/BSEC guarantee is possible at up to three power points between 50–100%.



Available engine tunings

Delta Bypass Tuning and Low-load Tuning are available for certain WinGD low-speed diesel engines to provide optimum fuel consumption for different engine loads. Delta Bypass Tuning and Low-load Tuning focuses on reducing fuel consumption in the operating range below 90% or 75% engine power.

The advanced technology of Steam Production Control (SPC) can be added to the Low-load and Delta Bypass Tuning to increase the steam production, while keeping the overall fuel consumption at a minimum.

Dual tuning is available on request and in cooperation with classification societies.

Automated Sequential Turbocharging (aSTC) is available as an option for X82-2.0 and X92-B Engines with multi-turbocharger configurations. aSTC significantly reduces the engine's consumption at low loads.

WinGD Technologies

X-DF Technology

X-DF^{by WinGD}

A proven and reliable engine platform for fuel flexible vessels

WinGD is a pioneer in modern dual-fuel technology for two-stroke marine engines, with LNG fuelled engines in operation since 2016. With well over four million running hours to date, the in-service experience behind X-DF far exceeds that of similar engine concepts. Now the X-DF series is evolving, bringing the proven and reliable Diesel cycle performance of its X-Engines to offer ammonia and methanol dual-fuelled engines.

X-DF for LNG

Using WinGD's dual-fuel X-DF engines gives operators flexibility in reducing emissions. Fossil LNG offers an immediate 15-20% reduction in greenhouse gas emissions. By blending or replacing fossil LNG with carbon-neutral synthetic or bio-LNG, operators can reduce their emissions further without modification. All X-DF engines can be retrofitted for methanol or ammonia, giving unrivalled choice in how operators meet their emissions targets.

The low-cost, highly efficient and reliable fuel injection concept used by WinGD's dual-fuel LNG engines offers

several advantages over other dual-fuel engine concepts:

- Simple installation, low-cost auxiliary systems and low power consumption contribute to lower investment and life cycle costs
- Extremely small pilot fuel quantity, below 1% of total heat release
- Engines can be operated on gas down to very low loads
- Low NO_x emissions, close to zero SO_x emissions, IMO Tier III compliant without exhaust-gas after-treatment
- Particulate matter emissions significantly reduced

X-DF for ammonia and methanol

WinGD's methanol-fuelled engines, X-DF-M, will be available for newbuild vessels from 2024, followed by ammonia-fuelled X-DF-A engines in 2025. The new engines will run on the high-pressure Diesel cycle, with the best-in-class efficiency and reliability know from WinGD's X92-B engine providing the ideal well-proven base design on which to build new fuel capability.

Following their launch, retrofit packages will be available for all X and X-DF engines currently in service. The engine base structure of current engines is designed for more challenging fuel properties and requirements, including high firing pressures, and can be left unchanged, with the retrofit focusing on fuel-specific systems and components.

Applications

X-DF technology is applicable on a variety of vessel types, including LNG carriers, chemical tankers, container ships and vessels operating worldwide including in Emission Control Areas (ECAs - Baltic Sea, coasts of North America, Gulf of Mexico). In the marine business, the X-DF engine is an attractive solution for companies looking for environmentally sustainable propulsion solutions.


All WinGD portfolio engines are built X-DF ready, making the conversion of low-speed diesel to fuel flexibility possible. Retrofitting can be combined with planned maintenance, during a standard docking period.

The pathway to carbon-neutral ship power

X-DF2.0 Technology

X-DF2.0

by WinGD



Lower operating costs



Proven low-pressure dual-fuel engine technology with high reliability and safety record



Reduced methane slip and CO₂ emissions

Building on proven dual-fuel LNG performance

With X-DF2.0, WinGD builds on its proven, reliable dual-fuel LNG platform with even greater efficiency and emissions performance. The technology – intelligent control by exhaust recycling (iCER) – delivers superior combustion control, using inert gas to adjust the gas/air mix improving both fuel consumption and emissions.

As well as reducing fuel consumption, iCER delivers a 50% reduction in methane slip in gas mode, while allowing Tier III compliance in diesel mode.

iCER

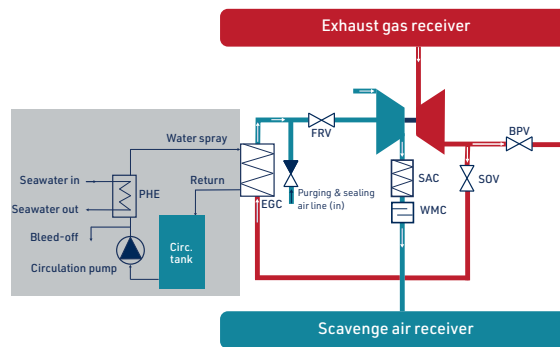
The iCER system is designed to cool and recirculate part of the exhaust gas. It is made up of a low-pressure exhaust recycling path with an efficient exhaust gas cooler (EGC). When recirculated exhaust gas is mixed with scavenge air, carbon dioxide partly replaces the oxygen in the fresh air, reducing the mixture's reactivity during combustion.

This increases the ignition delay and stabilises the combustion speed. By raising resistance to auto-ignition and reducing combustion speed, iCER enables combustion control so that the compression ratio can be increased and thermal efficiency improved.

iCER On-engine

The iCER system is also available in an on-engine configuration, enabling the emissions reduction technology to be installed without impact on engine footprint. On-engine iCER offers the same advantages while simplifying testing, building and installation of the engine, as well as reducing the engine room space needed for emissions reduction equipment.

The exhaust gas cooler and all exhaust gas flow control components are installed on the engine, offering significant engine room design flexibility. The production-friendly design also minimises manufacturing and installation costs.



Abbreviation:

FRV	Flow Regulating Valve	WMC	Water Mist Catcher
SOV	Shut Off Valve	EGC	Exhaust Gas Cooler
SAC	Scavenge Air Cooler	PHE	Plate Heat Exchanger
BPV	Back Pressure Valve		

WiCE

WinGD Integrated Control Electronics (WiCE) provides engines with the robust connectivity and security needed to support more advanced control strategies, as well as increased integration with other ship systems.

Modern ship operations demand more from engine control systems. In addition to controlling basic functions they must monitor and regulate emissions performance, ensure that engines work in harmony with a wider range of auxiliary equipment and enable data connectivity with wider ship and fleet systems.

Cybersecure

All vessels ordered from 2024 will need to meet IACS Unified Requirement E27 for cyber security of installed systems. WiCE has received SP1 type approval from DNV, assuring customers that it is capable of meeting this standard. Security features include identification and authentication, software authenticity verification, backup and rollback functionality, cybersecurity event logging and traffic monitoring and control.



Modular and upgradable

WiCE is designed for an increasingly connected and data-driven ship operating environment. The system – comprising a main control unit, cylinder control unit and communication gateway unit – is fully modular in both software and hardware, making it easily adaptable for future needs. Each unit can be independently verified and validated so that they can be updated and exchanged without impacting the functionality of other units.

Enhanced connectivity

WiCE features a dedicated communication gateway unit allowing it to link to diagnostics systems and receive software updates without jeopardising the integrity of mission-critical engine control. The powerful communication bus enables rapid, secure and seamless data exchange among system units.

EEDI and EEXI

Energy efficiency

The IMO's Energy Efficiency Design Index (EEDI) and Energy Efficiency for Existing Ships Index (EEXI) require validation that all vessels, whether new or already in operation, meet to a set baseline in energy efficient design. WinGD offers several solutions to meet both, EEDI and EEXI target ratings.

Engine Power Limitation

Shipowners can comply with the EEXI regulation by limiting the power output of installed engines. WinGD's software-based EEXI Power Limitation can be installed by our experts within a single port visit, avoiding the need for more expensive engineering work requiring drydocking.



Click or scan
the QR code to
find out more

LNG and alternative fuels

EEXI and EEDI calculations reward engines capable of using lower carbon fuels with a lower conversion factor for CO₂ emissions. The calculation also considers fuel consumption, meaning that fuel efficient engines reduce EEXI rating.

WinGD's X-DF dual-fuel engines improve ratings through stable combustion control, allowing operation on gas at low loads and with very low pilot fuel consumption. Using X-DF2.0 combustion control, efficiency and emissions are improved further. WinGD will continue its focus on fuel efficiency when methanol- and ammonia-fueled X-DF engines are introduced.

Hybrid power

Hybrid power can have a positive impact on EEDI and EEXI ratings by enabling ship operators to reduce installed engine power. For vessels using shaft generators for propulsion power, main engine fuel consumption rather than auxiliary engine consumption is used in the calculations, producing a better rating through the main engine's greater fuel efficiency.

WinGD can advise shipowners which hybrid configurations can help them achieve the required reductions and, with WinGD X-EL energy management act as a system integrator to design and commission the entire vessel energy system.



Click or scan
the QR code to
find out more

IMO Tier III Solutions

WinGD offers a range of solutions for vessels that need to comply with IMO Tier III NO_x emission limits in specified NO_x Emission Control Areas.

X-DF

Using LNG is a viable solution for dealing with both IMO Tier III NO_x standards and requirements for SO_x. X-DF engines operating in gas mode meet Tier III limits without aftertreatment, while engines with X-DF2.0 technology comply in both gas and diesel modes.

X-Engines

For diesel engines, WinGD offers three abatement options using selective catalytic reduction (SCR) technology, which uses a reductant (typically ammonia generated from urea) and a catalyst to remove NO_x from exhaust gas.


High Pressure SCR

The SCR reactor is located before the turbine, allowing the reactor to be designed in the most compact way due to the higher density of the exhaust gas. WinGD has developed high pressure SCR solutions for X-Engines with single and multi-turbocharger applications.

All WinGD low-speed engines included in this booklet are fully compliant with IMO Tier II NO_x limits specified in Annex VI of the MARPOL 73/78.

Low Pressure SCR

The SCR reactor is located after the turbine. Low-pressure SCR is typically larger than the high pressure solution but can be integrated into the exhaust stream system. WinGD's interface specification for low-pressure SCR covers all known low-pressure SCR system providers.



Integrated SCR (iSCR)

Integrated SCR (iSCR) is installed 'on engine' to meet demand for a smaller, more compact solution to fulfil Tier III emission regulations. The reactor is integrated directly to the exhaust manifold, providing high-pressure operation (HP-SCR) while promoting higher operation temperatures for more efficient catalysis. The compact design has minimal external piping. The iSCR is available for selected WinGD low-speed diesel engines.

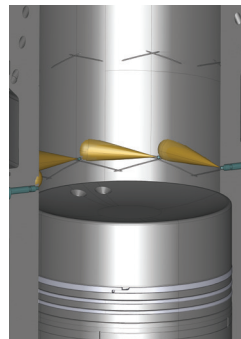


Click or scan
the QR code to
find out more

Cylinder Lubrication

Pulse Jet Cylinder Lubricating System

WinGD's Pulse Jet system optimises piston running by providing a homogeneous lubricant distribution on the cylinder liner surface. Regular injections at minimal lubricant feed rate enable operational expenses at the lowest possible level.



WinGD Piston Running Concept with
Pulse Jet Cylinder Lubrication System

The Pulse Jet system ensures safe lubrication and acid-neutralisation for piston rings and the cylinder liner running surface. Spray angles and electronically controlled injection timing are tailored to achieve homogeneous lubricant distribution. Zig-zag-shaped grooves on several levels provide further distribution of the freshly injected lubricant in the upper stroke area. Specifically designed piston rings further support the oil film conditioning.

Cylinder Lubricating Oils

Using the Pulse Jet system with WinGD-validated lubricants is the prerequisite to achieving extended time between overhauls of piston rings and cylinder liners with outstanding reliability and engine availability. By applying regular laboratory and on-board analysis of piston underside drain oil samples, lubricant consumption can be reduced to the minimum for the engine's specific operating conditions.

Easily understandable documentation gives guidance for selecting and using the right cylinder lubricant for gas, distillate and residual fuels.



Validated engine
oils for WinGD
engines

Click or scan
the QR code to
find out more



Name: Eagle Bintulu
Vessel type: LNG dual-fuelled Aframax Tanker
Shipowner: AET
Shipyard: Samsung Heavy Industry Co. Ltd.

Managers: Eaglestar
Delivery: 2018
Main engine: 6X62DF

Steam Production Control

In order to improve the steam production on board via the exhaust gas economiser, X-Engines can be equipped with a controlled exhaust gas bypass valve.

Such a valve can be opened on demand when the exhaust gas temperature is lower than the target temperature, or when the steam pressure is lower than required.

As a consequence of the exhaust gas bypass opening, the exhaust gas temperature increases and steam production through the boiler is increased.

As an example, **Figure 1** shows the same X-Engine with and without the variable bypass. With the variable bypass it is possible to target exactly the minimum steam production needed if the exhaust gas temperature is lower than that required. Where no variable bypass is installed, it is necessary to switch on the thermal boiler to reach the targeted steam production.

Figure 2 indicates clearly that increasing the steam production with an engine variable bypass is more efficient than switching on the thermal boiler, and fuel consumption savings of 2–6 g/kWh are possible.

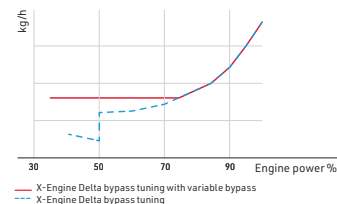


Figure 1

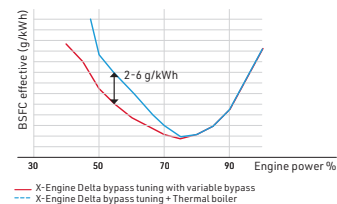


Figure 2

Engineered to X-EL by WinGD

Sustainable hybrid energy solutions

Electric and hybrid power technologies offer exceptional optimisation potential for today's vessels, helping to improve fuel efficiency and reduce emissions while improving reliability and load response across an integrated power system.

Shaft generators and hybrid systems

WinGD takes a holistic approach to designing power solutions that go far beyond the main engine. Optimally sized electric components and sub-systems are incorporated and configured to suit individual vessel characteristics and operating profiles.

The proprietary X-EL Energy Manager maintains optimal operating efficiency – ensuring that vessels built or retrofitted today are prepared to face operational and regulatory challenges across their lifetime.

OFFERING	DESCRIPTION
Advisory for System Integration	<ul style="list-style-type: none"> – Energy efficiency analyses and studies – Virtual integration and transient operation of the complete hybrid system enabling early risk management – Recommendation for topology, components selection, control strategy: – Quantitative economic feasibility (CAPEX, OPEX, ROI, TCO)
WinGD Energy Manager	<ul style="list-style-type: none"> – WinGD Hybrid Control System for holistic energy management* – Active control logic among the main engine and the rest of the key system components (e.g. PTO/PTI, Battery Pack, Power Converters, DC-Link, etc.) – The system components are selected and procured by either the 3rd party system integrator or the shipyard – Based on a commercial agreement with particular system integrators, the interface and functional specifications could also be implemented on 3rd party controllers
Integrated Hybrid Energy Systems	<ul style="list-style-type: none"> – All items included in "Advisory for System Integration" – System architecture and control strategy definitions, implementation, and validation – Selection of the key system components (e.g. PTO/PTI, Battery Pack, Power Converters, DC-Link, etc.) – WinGD Hybrid Control System for holistic energy management with active control logic among the main engine and the rest of the key system components* – End-to-end project management for delivery of a turn-key integrated hybrid powerpack

* Provided that the required interfaces among the equipment are available

Advisory Services

WinGD's technical experts will help mitigate risks and uncertainties throughout the lifecycle of a fleet, from feasibilities and early decisions, through design and implementation, to in-service advisory, diagnostics, and performance monitoring.

WinGD's simulations-based toolchain is used for conducting energy efficiency studies at the feasibility stage, providing accurate quantitative predictions of system performance and the savings associated in multiple scenarios.

As an outcome, the optimum system topology and control strategies of an integrated hybrid system can be determined to fulfil operational and commercial requirements

The transient-capable physical main engine models embedded have a distinctive advantage over the commonly used map-based approach.

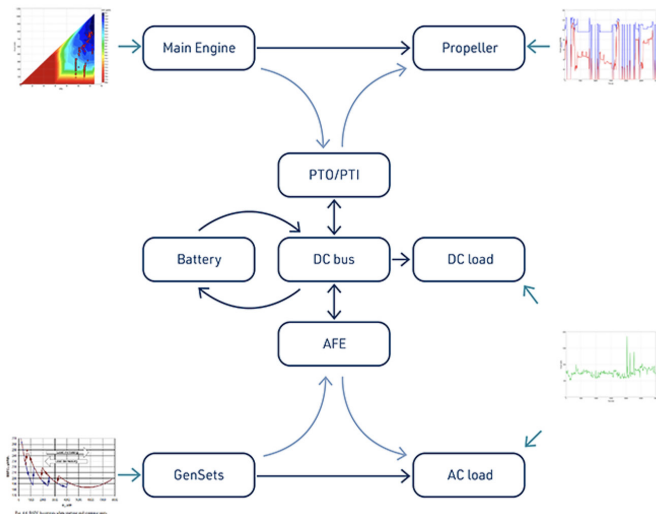
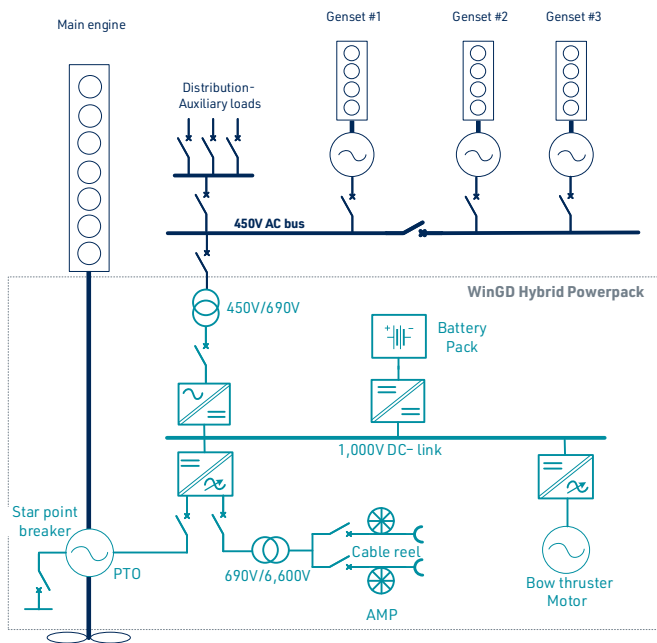
WinGD Energy Manager

Shaft generator and hybrid power arrangements integrated by WinGD are all governed by the state-of-the-art WinGD Energy Manager.

Validation and tuning of its control and optimisation logic take place at an early stage in development due to the simulation and development toolchain. This enables customers to assess the build and operation of the

power arrangement in digital form, simplifying the physical integration, commissioning, and testing of the systems.

The WinGD Energy Manager sets new standards for vessel energy optimisation. It is a universal solution to control a wide range of hybrid energy system variants and aims at operating the system in an optimal state.



High operational flexibility

- Intelligently optimised power production and consumption on board at any given moment, considering various factors, such as actual cargo capacity utilisation, ship speed demand, environmental conditions and route.

Optimal energy resources utilisation

- Maximised usage of the main engine and alternative energy resources in a hybrid setup for electrical power production.

- Minimised running hours of the Auxiliary Engines, or operated with the highest possible efficiency when needed.
- Ensured safe no-auxiliary-engines operation during ocean crossing and optimal energy production for safe manoeuvring.
- Improved system performance and stability in transient conditions.

WinGD Service & Support

WinGD Customer Support

WinGD offers a broad range of global services and support, providing shipowners and operators with the confidence and control needed to optimise their asset and their fleet operations.

Technical support

From the advanced data analytics and engine diagnostics of WiDE, to remote monitoring, technical assistance and global state-of-the-art training, WinGD's expertise is readily available to customers.

The primary contacts for issues during the engine warranty period are the delivering yards and engine manufacturers. For customer-direct assistance by WinGD, claims can be forwarded to: warranty@wingd.com

For access to all project-related Service Letters, manuals and relevant engine documentation go to www.wingd.com/en/portal/

Global Service

WinGD engines benefit from lifetime support through Wärtsilä 2-Stroke Services and the engine manufacturers. As the global Service Partner, Wärtsilä 2-Stroke Services offers owners and operators after-sales service including but not limited to:

Spare parts:

- for all engines according to the spare part catalogue, for immediate need or for long-term planned maintenance work on board field services:

- to execute regular engine maintenance work, repairs, troubleshooting or condition assessments to evaluate engine operation optimisation or to plan the next maintenance stop

Operational support:

- to troubleshoot unexpected issues on a vessel
- to develop solutions for non-standard technical or operational issues

Reconditioning services:

- for exchanging engine components in workshops

Upgrade solutions:

- During the lifetime of a vessel, new engine technologies may become available for application on existing engines for improved engine performance
- Retrofitting of main engines for compliance with new emission regulations on existing vessels

Maintenance agreements:

- to ensure experts can advise or manage the maintenance of the engines, covering any of the after-sales service offerings

WiDE^{by WinGD}



Emergency Support

+41 52 264 8604

technical.request@wingd.com

WiDE (WinGD integrated Digital Expert)

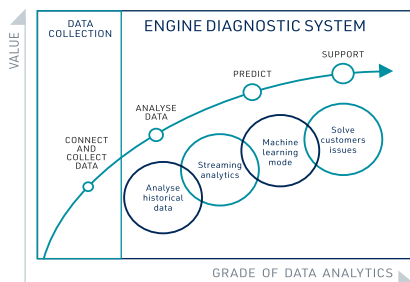
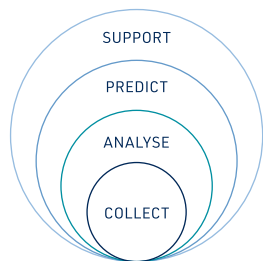
WiDE^{by} WinGD

WinGD's integrated Digital Expert (WiDE) system is a comprehensive engine monitoring, diagnostics and advisory system that delivers optimisation and predictive maintenance insights and enables remote support and troubleshooting assistance for crews and onshore teams.

WiDE constantly collects engine and ship data, making them available both onboard and onshore. Data is analysed to provide valuable insight on the status of the engine's components, to anticipate alarms and to facilitate daily crew operations.

These capabilities are integrated into a user-friendly onboard system comprising state-of-the-art hardware, software and data analytics techniques, supported by robust and cyber secure ship-to-shore connectivity.

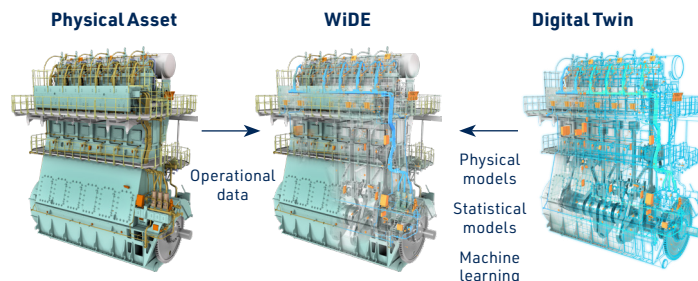

All WinGD engines are delivered with the hardware and monitoring software needed for WiDE. Additional analysis and expert services are available on subscription



The WinGD integrated Digital Expert path to value

The engine's digital twin enables expert engine analysis

Using the power of modern digital data monitoring, WiDE delivers customers valuable information and access to remote support to assist in optimising the ship's performance.



Key Benefits

- Performance monitoring and optimisation advice tailored specifically for your engine
- Predictive troubleshooting minimises sub-optimal running, increases engine availability and streamlines maintenance planning
- Availability of key performance indicators on ship and onshore, speeding up communication and benefitting fleet monitoring
- Enhanced remote services support crew interventions on board and, through WinGD 24x7, offer around-the-clock technical assistance from WinGD experts when required
- Real-time engine data sharing enhances integration with energy management and voyage optimisation systems
- Connected performance management and diagnostics prepare for increased engine operation automation



Optimisation

WiDE diagnostics are based on a thermodynamic engine model which constantly calculates the ideal engine performance for real-time operational parameters and environmental conditions. The deviation between actual and ideal engine performance is quantified and a root-cause analysis provided, with recommended solutions

Troubleshooting

Potential problems are reported by WiDE's troubleshooting app, identifying the part involved,

automatically providing a list of alarms with drawings and documents for the affected components. Detailed instructions for prevention are displayed using extracts from the engine manual.

Remote Support

Enhanced troubleshooting is provided remotely by WinGD Operations Experts. The WinGD 24x7 support centre offers around-the clock support in the event of a problem and provides regular reports on the health status of the machinery, including recommendations for optimal engine operations.

CII Compliance and hull efficiency

Future updates will include the possibility to calculate the vessel CII rating. Further modules will allow to monitor hull and propeller fouling.

Operators can drill down into current vessel ratings to see whether engine operation can be optimised to improve CII rating.

Maintenance

The maintenance application helps customers obtain an overview of the maintenance schedule to record all maintenance actions. The spare parts

application integrates the spare part codebook of the entire engine. It can be used to create a parts-order to request delivery from external suppliers.

Online Platforms

Data from WiDE are available on two dedicated online platforms. E-Vessel Tracker (eVT) provides access to historical engine, ship and fleet data – including the ability to download and visualize data. WiDE Online provides an extended view and analysis of current engine status, including engine speed and performance, subsystems state and faults identified.

Training

The fuel flexible engines of today and tomorrow require crew who are confident operating the latest innovation and technology.

From basic engine operation to advanced optimisation, WinGD provides a range of training solutions across a wide network of global locations and online, giving your crew the skills they need to operate WinGD engines safely, reliably and efficiently.

Certified Instructors

WinGD training courses are conducted by professional, STCW-95 certified instructors. Trainers explain the theory and functionality of all WinGD engines using modern training methods, helping crews and onshore support teams understand the design, function and repair and maintenance procedures for key components.

Global Network

WinGD operates four dedicated training facilities, with a growing number of centres operated by authorised WinGD training partners. Our wide network at key global shipping and crewing hubs makes it easy to incorporate training into your crew schedules whether travelling from their home locations or directly from vessels.




WinGD Xpert engine room simulator

See our full list of training locations and partners at www.wingd.com/en/service-support/training/training-facilities/

Expert Knowledge

Training courses are standardised, centrally coordinated and certified by WinGD. Theoretical and practical expert knowledge covers the full range of WinGD products.



WinGD Xpert engine room simulator

Courses

Specialised, product-specific courses in varying levels are available.

- Engine Theoretical course (3 days)
- Engine Operation Advanced course (5 days)
- Engine technology specialised courses (depending on the topic, 1-2 days)

Customised courses covering specific areas of interest, can be arranged on request. All types of courses can be offered to best suit the trainee regarding course content, level, duration, language and location.

See the list of courses at www.wingd.com/en/service-support/training/training-course-specifications/

or email: training@wingd.com



Simulation Software

WinGD training courses offer high efficiency learning through perfectly-balanced human and technology factors. Using a wide range of simulation software developed together with Unitest Marine Simulators Ltd., and hardware as well as real engine parts, the participants will benefit through hands-on, real-life scenarios.

Engine Room Simulators

The Training Centres in Busan, Shanghai and Athens are equipped with state-of-the-art Full Mission Engine Room Simulators. The simulators offer participants the opportunity to experience extreme situations, like a complete power black-out or fire, gaining them valuable knowledge and confidence.

Training hosted outside of WinGD
Training Centres are supported by Full Mission Simulators or similar Engine Room Simulator software.


Global Coverage

Working together with a global network of authorised Training Partners, training courses are available at a location best suited to the customer. This flexibility allows WinGD to provide training courses wherever it best achieves the desired outcomes, to optimise a ship's operation and to reduce the travelling time and expenses of the participants.

If travel to a Training Centre is not possible, instructors are available to perform training sessions on board the ships (anchored, at shipyards or during voyage) and Crewing Agents' offices.

A list of upcoming sessions can be found online at wingd.com or by request at: training@wingd.com

Example of WinGD Xpert simulator screen



Contacts

WinGD Offices

Switzerland
Headquarters

Main Office
Winterthur Gas & Diesel Ltd.

Schützenstrasse 3, 8400 Winterthur,
Switzerland

Tel: +41 52 264 8844

Email: info@wingd.com

Engine Research & Innovation Centre
Winterthur Gas & Diesel Ltd.

Building 650 Sulzer Allee
19 / Sulzer Industriepark
8404 Oberwinterthur, Switzerland

Tel: +41 52 264 8808

Email: info@wingd.com

China

Winterthur Gas & Diesel
(Shanghai) Co., Ltd.

4/F,
No. 1333 Lai Yang Road
Pudong New District, Shanghai, 201208
P.R. China

Tel: +86 21 61681958

Email: china@wingd.com

Dalian Office

Office 1501 Building B
Dalian International Ocean Building
No.11 Yu Guang Street, Zhongshan
District, Dalian, Liaoning Province
116001 P.R. China

Winterthur Gas & Diesel Ltd.
Hong Kong Branch

18/F Worldwide House
19 Des Voeux Road Central, Hong Kong

Tel: +852 2522 7355

Email: hongkong@wingd.com



WinGD Taiwan
Winterthur Gas & Diesel Ltd.

12F. No. 101, Sec 2, Nanjing East. Road,
Taipei City 104089, Taiwan

Tel: +886 2 7724-8382

Email: hsinyi.liu@wingd.com

Japan

Winterthur Gas & Diesel Japan Ltd.

Tokyo

BUREX Kyobashi Bldg. #614,
7-14 Kyobashi 2-Chome, Chuo-ku,
Tokyo 104-0031, Japan

Tel: +81 3 6271 0057

Email: japan@wingd.com

Kobe

Nihon Bldg. #411,
79 Kyomachi, Chuo-ku, Kobe City,
Hyogo Pref. 650-0034, Japan

Singapore

Winterthur Gas & Diesel
Singapore Pte. Ltd.

63 Hillview Ave,
Lamsoon industrial building, floor 10-14
669569, Singapore

Tel: +65 82998934

Email: singapore@wingd.com

South Korea

Winterthur Gas & Diesel Korea Ltd.

Busan

8, Bagyeongjun-gil, Ilgwang-myeon
Gijang-gun, Busan, 46040,
Republic of Korea

Tel: +82 51 320 9800

Email: korea@wingd.com

Seoul

1619 Ho, 16F, 92, Saemunam-ro,
Jongno-gu, Seoul, 03186,
Republic of Korea

Tel: +82 2 752 0501

Email: korea@wingd.com

United Arab Emirates

Winterthur Gas & Diesel
Middle East DMCC

Office 1602 JBC 4 Cluster N
Jumeirah Lakes Towers,
Dubai, UAE

Tel: +971 4 425 0399

Email: dubai@wingd.com

Contacts

WinGD Sales Agents

Bangladesh

TSI Limited

Dhaka Office: House-3(4th Floor),
Road-7, Block-F, Banani, Dhaka-1213,
Bangladesh

E-mail: TSI@dhaka.net

Chittagong Office: Makka Madinah Trade
Centre (15th Floor), 78, Agrabad C/A,
Chittagong-4100. Bangladesh

Tel: +880 3172 6846

Email: tsimarinelt@gmail.com
TSI@bbts.net

Brazil

Wärtsilä Brazil Ltda.

Rua da Alfândega, 33 - 9o andar Centro
20070-000 Rio de Janeiro, RJ Brasil

Tel: +55 21 2206 2500

Email: Lucas.correa@wartsila.com

Canada

Wärtsilä Canada Inc. Services Office

1771 Savage Road
Richmond, BC V6V 1R1, Canada

Tel: +1 604 244 8181

Cyprus/Israel

Cass Technava Ltd.

4, Riga Fereou Str.
Omega Court, 5th Floor, Flat 51
3095 Limassol, Cyprus

Tel: +357 25 81 99 21

Email: info@cass-technava-cy.com

Finland, Norway & Sweden

Eiken Maritime AS

Øvre Langgate 57-59
NO-3110 Tønsberg, Norway

Tel: +47 33 48 31 00

Email: post@eikenmaritime.no

France

JEREP sarl

17, rue Jean MERMOZ
F. 75008 Paris, France

Tel: +331 42 25 85 25

+334 66 59 48 02

Contact person:

Mr. Jérôme de ROYS

Email: Jerome.deroys@smsmarine.fr

Mob: +336 07 05 11 79

Greece

Technava S.A.

6-8 Agias Kyriakis Str., 175 64
Paleo Faliro, Greece

Tel: +30 210 41 13 916

Germany

Loewe Marine GmbH & Co. KG

Konsul-Smidt-Strasse 8u, 4th floor
28217 Bremen, Germany

Tel: +49 421 699 067 75

Email: management@loewe-marine.com

India

Wärtsilä India Private Limited Marine Solutions & Services Office

Kesar Solitaire, 21st Floor, Plot No. 5
Sector No. 19, Palm Beach Road
Sanpada, 400 705 Navi Mumbai, India

Tel: +91 22 2781 8300/8550

Email: MarineSolutionsHamburg@
wartsila.com
hamburg@wartsila.com
(Services)

Indonesia

PT. Andalas Buana Wicaksana

Fontana Office Tower 33rd Floor No:12
JLN. Trembesi Bandar Baru Kemayoran
Jakarta Utara 14410, Indonesia

Email: inquiry@andalasbw.co.id

Tel: +62 21 2260 4290\$

Italy & Monaco

STU srl

Via G. Casaregis 22/1, 16129 Genova, Italy

Contact person:

Mr. Cataldo (Dino) Gravina

Email: d.gravina@st-united.eu

Tel: +39 010 586 671

Netherlands

Wärtsilä Netherlands B.V. Zwolle

Wärtsilä Netherlands B.V.
Hanzelaan 95, 8017 JE, Zwolle,
Netherlands

Tel: +31 (0) 88 980 3000

Poland

Wärtsilä Polska Sp. z o.o. Marine Solutions

Ul. Twarda 12, 80-871 Gdansk, Poland

Tel: +48 58 347 85 00

Email: contact.poland@wartsila.com

Russia

Wärtsilä Vostok LLC Marine Solutions & Services Office St. Petersburg

Business centre Linkor 36 A
Petrogradskaya naberezhnaya
197101 St. Petersburg, Russia

Tel: +7 812 448 3248

Spain

Wärtsilä Ibérica S.A. Marine Solutions & Services Office Bermeo

Poligono Industrial Landabaso s/n
ES-48370 Bermeo, Spain

Tel: +34 946 170 100

Turkey

Bulutlu Marine

Postane Mah. Beyzade Sok. No:4
34940 Tuzla Istanbul, Turkey

Tel: +90 216 510 4797

Email: info@bulutlumarine.com

WinGD Sales Agents

UK

**Wärtsilä UK Ltd.
Marine Solutions & Seals and
Bearings Product Company
UK (PCUK)**

4 Marples Way, Havant Hampshire
PO9 1NX, United Kingdom

Tel: +44 239 240 01 21

USA

**Wärtsilä North America, Inc.
North America Headquarters**

11710 N. Gessner Dr, Suite A
Houston, TX 77064, USA

Tel: +1 281 233 6200

Email: joe.amyot@wartsila.com

VIETNAM

**Viet Phong Industrial Services Co.,
Ltd.**

4th floor, New Skyline Tower, Lot CC2
Van Quan - Yen Phuc New Urban Area,
Van Quan Ward, Ha Dong District,
Ha Noi, Vietnam

Tel: +84 24 32020 600

WinGD Global Service Partner

Wärtsilä Global Service Network

Wärtsilä provides its global services
for two-stroke engines through its
world-wide network.

The nearest Wärtsilä network office
can be found at:

www.wartsila.com/contact

24/7 emergency requests, please use
the following phone number:

Tel: +41 52 550 01 11



WinGD Engine Builders

China

China State Shipbuilding Corporation Co., Ltd. (CSSC)

CSSC-MES Diesel Co., Ltd. (CMD)

No.6, Xinyuan Rd (S), Pudong New Area, Shanghai, China, 201306

Tel: +86 21 6118 6666

CSSC Marine Power Co., Ltd. (CMP)

No. 402 Changjiang Road, Zhenjiang, Jiangsu, China, 212002

Tel: +86 511 8451 1273

Hudong Heavy Machinery Co., Ltd. (HHM)

No. 2851 Pudong Dadao, Shanghai China, 200129

Tel: +86 21 5131 0000

CSSC China Shipbuilding Industry Corporation Diesel Engine Co., Ltd. (CSE)

Headquarter (Qingdao)

No. 501 East Lijiang Road, Huangdao District, Qingdao, Shandong, China, 266520

Tel: +86 532 86708080
Email: sales@cse.com.cn

Dalian Base

No. 1-2 Haifang Street, Xigang District, Dalian, Liaoning, China, 116021

Tel: +86 411 84411558
Email: dmd@onlineIn.cn

Yichang Base

No. 93, Xinling 2 Road, Yichang Hubei, China, 443002

Tel: +86 717 6468689
E-mail: market@ymd.com.cn

Yuchai Marine Power Co Ltd. (YCMP)

Fushan Industrial Park, Zhuhai Guangdong Province, China, 519175

Tel: +86 756 588 8600
Email: sales@ycmp.com.cn

Japan

Hitachi Zosen Corporation (Head Office)

7-89, Nanko-kita, Suminoe-ku Osaka 559-8559, Japan

Tel: +81 6 6569 0001

Hitachi Zosen Corporation (Ariake Works)

Nagasu-machi, Tamana-gun Kumamoto 869-0113, Japan

Tel: +81 968 78 2179

Hitachi Zosen Corporation (Tokyo Office)

15th floor, Omori Bellport, 26-3, Minami-Ohi, 6-chome, Shinagawa-ku, Tokyo 140-0013, Japan

Tel: +81 3 6404 0800

Mitsui E&S DU Co., Ltd. (Head Office)

5292 Aioi, Aioi shi, Hyogo 678-0041, Japan

Tel: +81 791 24 2606

South Korea

Hyundai Heavy Industries Co. Ltd.

1000, Bangeojinsunhwan-doro Dong-gu, Ulsan, 44032, South Korea Engine System Sales Dept., Republic of Korea

Tel: +82 52 202 7281
Email: enginesales@hhi.co.kr

HSD Engines Co., Ltd.

67, Gongdan-ro, Seongsan-gu Changwon-si, Gyeongsangnam-do, South Korea 51561, Republic of Korea

Tel: Domestic: +82 55 260 6781
Tel: Overseas: +82 55 260 6708
Email: sangsool.lee@hsdengine.com



Engine Builder Service Contacts

China

CSSC Marine Service Co., Ltd. (CMS)

(Servicing for HHM, CMD & CMP
manufactured engines)

Warranty claims/Service

Tel: +86 21 6075 0962
+86 131 2079 4000
(Available 24/7)

Email: service.sha@csscservice.com

Spare parts:

Tel: +86 21 6075 0962 (direct)
+86 21 5131 0006 Ext. 6622

Tel: +86 137 6459 0349 (Mr. Xu)
Email: sales.sha@csscservice.com

China Shipbuilding Industry Corporation Diesel Engine Co., Ltd. (CSE)

(Servicing for DMD, YMD & QMD
manufactured engines)

Technical service and spare parts

Contact: Mr. Yang Mingliang

Office: +86 532 8670 8080 ext. 9919
Mobile: +86 135 8149 0632
Email: technicalservice@cse.com.cn

Yuchai Marine Power Co., Ltd. (YCMP)

Tel: +86 756 5598086
Email: service@ycmp.com.cn

Japan

Hitachi Zosen Corporation

Sales Group

Tel: +81 6 6569 0502
Email: de-hzds@hitachizosen.co.jp

Technical Group

Tel: +81 6 6569 0508
Email: de_tech@mml.is.hitachizosen.co.jp

IHI Power Systems Co., Ltd. (IPS) (Former Diesel United, Ltd.)

Technical Support

Tel: +81 791 24 2286
Email: ips-du-support@ihi-g.com

Parts Sales

Tel: +81 791 24 2285
Email: ips-parts-a@ihi-g.com

Japan Engine Corporation (J-ENG)

(for spare parts and service engineers)
(Head Quarters & Plant)

Tel: +81 78 949 0804
Email: service@j-eng.co.jp

Poland

H. Cegielski-Poznań SA (HCP SA)

ul. 28 Czerwca 1956 r. nr 223/229
61-485 Poznań

Tel: +48 61 831 1565
Email: hcp@hcp.eu

South Korea

Hyundai Heavy Industries Co., Ltd. (HHI-EMD)

Tel: +82 70 8670 1122
Email: service@hyundai-gs.com

HSD Engine Co., Ltd. (HSD)

Tel: +82 10 3559 8836 (24/7)
Email: service.engine@hdsengine.com

Notes

Notes

Notes

Notes

Notes

Notes

The data contained in this document serves as informational purposes only and is provided by Winterthur Gas & Diesel Ltd. without any respective guarantee.

WinGD: Committed to the decarbonisation of marine transportation through sustainable energy systems.

WinGD designs marine power ecosystems utilizing the most advanced technology in emissions reduction, fuel efficiency, digitalisation, service and support. With their two-stroke low-speed engines at the heart of the power equation, WinGD sets the industry standard for reliability, safety, efficiency and environmental design.

Headquartered in Winterthur, Switzerland, since its inception as the Sulzer Diesel Engine business in 1893, it is powering the transformation to a sustainable future.

WinGD is a CSSC Group company.

WinGD® is a registered trademark.
© Copyright 2023 Winterthur Gas & Diesel Ltd.

www.wingd.com

WIN GD